











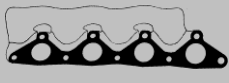













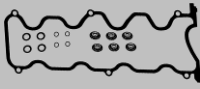

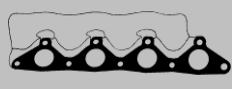





| Make&Model    | Year   | Displacement<br>cm <sup>3</sup>                          | Engine                       | ø Pis.                       | Sets   | Cylinder Head Gasket   |  |
|---------------|--|--|------------------------------|------------------------------|--|--|--|
|               |  |  |                              |                              | A0000 Full Set<br>B0000 Head Set<br>C0000 Conversion Set | <br>D0000 |  |
| <b>TOYOTA</b> |  |  |                              |                              |  |  |  |
| 1             | TERCEL CORSA 1500<br>AL10L AL10Z               | 1976 ~ 1979  | 1452                         | 1A;2A                        |  | A0549<br>B0549<br>C0549  | <br>D0145<br>ø 79     |
| 2             | COROLLA<br>COROLLA<br>TERCEL<br>CORSA          | 1983 ~ 1984<br>1979 ~ 1984<br>1979 ~ 1984<br>1979 ~ 1984 | 1295<br>1295<br>1295<br>1295 | 2A-L<br>2A-U<br>2A-U<br>2A-U | 76<br>76<br>76<br>76                                     | A0539<br>B0539<br>C0539  | <br>D0145<br>ø 77     |
| 3             | TERCEL CORSA COROLLA 1300<br>AL20Z AL20L AL20K | 1982 ~ 1984  | 1295                         | 2AU                          | 76   | A0540<br>B0540<br>C0540  | <br>D0560<br>ø 77     |
| 4             | COROLLA<br>COROLLA II<br>CORSA                 | 1984 ~<br>1984 ~<br>1984 ~                               | 1295<br>1295<br>1295         | 2A-L<br>2A-U<br>2A-U         | 76<br>76<br>76   | A0541<br>B0541<br>C0541  | <br>D0560<br>ø 77    |
| 5             | COROLLA CARINA 1300<br>AL21 AL25               | 1984 ~   | 1452                         | 3A                           | 77.5   | A0550<br>B0550<br>C0550  | <br>D0146<br>ø 79.5 |
| 6             | TERCEL<br>CORSA<br>CORSA                       | 1978 ~ 1980<br>1978 ~ 1980<br>1979 ~ 1982                | 1452<br>1452<br>1452         | 1AU<br>1AU<br>3AU            | 77.5<br>77.5<br>77.5                                     | A0104<br>B0104<br>C0104  | <br>D0145<br>ø 79   |
| 7             | TERCEL<br>COROLLA<br>SPRINTER<br>CARINA        | 1979 ~ 1982<br>1979 ~ 1982<br>1979 ~ 1982<br>1981 ~ 1983 | 1452<br>1452<br>1452<br>1452 | 3AU<br>3AU<br>3AU<br>3AU     | 77.5<br>77.5<br>77.5<br>77.5                             | A0551<br>B0551<br>C0551  | <br>D0145<br>ø 79   |
| 8             | CARINA<br>COROLLA                              | 1982 ~ 1984<br>1982 ~ 1984                               | 1452<br>1452                 | 3A-C<br>3A-C                 | 77.5<br>77.5   | A0105<br>B0105<br>C0105  | <br>D0146<br>ø 79.5 |
| 9             | COROLLA<br>TERCEL                              | 1982 ~ 1984<br>1983 ~ 1988                               | 1452<br>1452                 | 3A-U<br>3A-C/AL              | 77.5<br>77.5   | A0552<br>B0552<br>C0552  | <br>D0145<br>ø 79   |


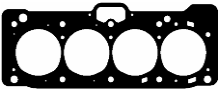



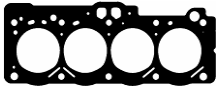




| Rocker Cover<br><br>E0000 | Intake Manifold<br><br>F0000 | Exhaust Manifold<br><br>G0000 | Oil Pan<br><br>H0000 | Valve Seal Set<br><br>K0000 | Camshaft Seal<br>Crankshaft Seal<br><br>S0000 |
|---|---|--|--|--|--|
|---|---|--|--|--|--|



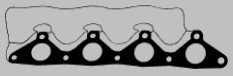



| <b>TOYOTA</b> |  |       |       |                         |  |
|---------------|--|-------|-------|-------------------------|--|
| E0026         |  | G0022 | H0020 | K0012 (x8)<br>6x11.3x10 | S0033<br>35x49x6 ←<br>S0032<br>32x46x6 ←<br>S0034<br>70x92x8.5 → |
| E0026         |  | G0022 | H0020 | K0012 (x8)<br>6x11.3x10 | S0032<br>32x46x6 ←<br>S0033<br>35x49x6 ←<br>S0034<br>70x92x8.5 → |
| E0026         |  | G0022 | H0020 | K0012 (x8)<br>6x11.3x10 | S0032<br>32x46x6 ←<br>S0033<br>35x9x6 ←<br>S0034<br>70x92x8.5 →  |
| E0317         |  | G0022 | H0020 | K0012 (x8)<br>6x11.3x10 | S0032<br>32x46x6 ←<br>S0033<br>35x49x6 ←<br>S0034<br>70x92x8.5 → |
| E0317         |  | G0022 | H0020 | K0012 (x8)<br>6x11.3x10 | S0033<br>35x49x6 ←<br>S0032<br>32x46x6 ←<br>S0034<br>70x92x8.5 → |
| E0026         |  | G0022 | H0020 | K0012 (x8)<br>6x11.3x10 | S0033<br>35x49x6 ←<br>S0032<br>32x46x6 ←<br>S0034<br>70x92x8.5 → |
| E0026         |  | G0022 | H0020 | K0012 (x8)<br>6x11.3x10 | S0033<br>35x49x6 ←<br>S0032<br>32x46x6 ←<br>S0034<br>70x92x8.5 → |
| E0026         |  | G0022 | H0020 | K0012 (x8)<br>6x11.3x10 | S0033<br>35x49x6 ←<br>S0032<br>32x46x6 ←<br>S0034<br>70x92x8.5 → |
| E0026         |  | G0022 | H0020 | K0012 (x8)<br>6x11.3x10 | S0033<br>35x49x6 ←<br>S0032<br>32x46x6 ←<br>S0091<br>70x92x12 →  |
| E0026         |  | G0022 | H0020 | K0012 (x8)<br>6x11.3x10 | S0033<br>35x49x6 ←<br>S0032<br>32x46x6 ←<br>S0034<br>70x92x8.5 → |

| Make&Model    | Year  | Displacement<br>cm <sup>3</sup>                          | Engine                       | ø Pis.                               | Sets   | Cylinder Head Gasket   |  |
|---------------|---|--|------------------------------|--------------------------------------|--|--|--|
|               |   |  |                              |                                      | A0000 Full Set<br>B0000 Head Set<br>C0000 Conversion Set | <br>D0000 |  |
| <b>TOYOTA</b> |   |  |                              |                                      |  |  |  |
| 10            | CARINA<br>CARINA<br>COROLLA                                       | 1983 ~ 1988<br>1984 ~ 1989<br>1984 ~ 1986                | 1452<br>1452<br>1452         | 3A-LU<br>3A-U<br>3A-U                | 77.5<br>77.5<br>77.5                                     | A0553<br>B0553<br>C0553  | <br>D0146<br>ø 79.5   |
| 11            | CALINA COROLLA 1600<br>AE82E AT151ST                              | 1983 ~ 1984  | 1587                         | 4A                                   | 81   | A0565<br>B0565<br>C0565  | <br>D0066<br>ø 82.5   |
| 12            | CARINA COROLLA 1600<br>AE82                                       | 1983 ~ 1984  | 1587                         | 4A                                   | 81   | A0919<br>B0919<br>C0919  | <br>D0066<br>ø 82.5   |
| 13            | COROLLA<br>CARINA II<br>COROLLA<br>CARINA II                      | 1983 ~ 1985<br>1983 ~ 1985<br>1983 ~ 1985<br>1983 ~ 1985 | 1587<br>1587<br>1587<br>1587 | 4A-LC<br>4A-LC<br>4A-C<br>4A-C       | 81<br>81<br>81<br>81                                     | A0034<br>B0034<br>C0034  | <br>D0066<br>ø 82.5  |
| 14            | CORONA 16V<br>COROLLA 16V<br>SPRINTER 16V<br>CELICA 16V<br>(DOHC) | 1984 ~ 1987<br>1984 ~ 1989<br>1984 ~ 1989<br>1984 ~ 1988 | 1587<br>1587<br>1587<br>1587 | 4A-GEU<br>4A-GEU<br>4A-GEU<br>4A-GEU | 81<br>81<br>81<br>81                                     | A0036<br>B0036<br>C0036  | <br>D0068<br>ø 82.5 |
| 15            | COROLLA<br>CARINA II<br>COROLLA<br>CARINA II                      | 1986 ~ 1987<br>1986 ~ 1987<br>1986 ~ 1987<br>1986 ~ 1987 | 1587<br>1587<br>1587<br>1587 | 4A-LC<br>4A-LC<br>4A-C<br>4A-C       | 81<br>81<br>81<br>81                                     | A0035<br>B0035<br>C0035  | <br>D0067<br>ø 82.5 |
| 16            | COROLLA 16V<br>SPRINTER 16V<br>(DOHC)                             | 1987 ~ 1992<br>1990 ~ 1995                               | 1587<br>1587                 | 4A-F;4A-FE<br>4AF-HE                 | 81<br>81   | A0171<br>B0171<br>C0171  | <br>D0245<br>ø 82.5 |
| 17            | CARINA FF 16V<br>(DOHC)   | 1988 ~ 1992  | 1587                         | 4A-FE                                | 81   | A0566<br>B0566<br>C0566  | <br>D0245<br>ø 82.5 |
| 18            | COROLLA 16V<br>(DOHC)   | 1987 ~ 1992  | 1587                         | 4A-F;4A-FE                           | 81   | A0567<br>B0567<br>C0567  | <br>D0245<br>ø 82.5 |










| Rocker Cover<br><br>E0000 | Intake Manifold<br><br>F0000 | Exhaust Manifold<br><br>G0000 | Oil Pan<br><br>H0000 | Valve Seal Set<br><br>K0000 | Camshaft Seal<br>Crankshaft Seal<br><br>S0000 |
|---|---|--|---|--|--|
|---|---|--|---|--|--|

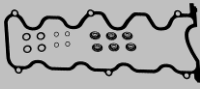

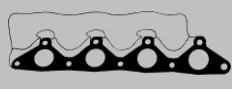



| TOYOTA        |                |       |       |                            |  |
|---------------|----------------|-------|-------|----------------------------|--|
| E0317         |                | G0022 | H0020 | K0012 (x8)<br>6x11.3x10    | S0033<br>35x49x6 ←<br>S0032<br>32x46x6 ←<br>S0034<br>70x92x8.5 → |
| E0026         | F0341<br>F0342 | G0023 | H0020 | K0013 (x16)<br>5.2x10.8x10 | S0033<br>35x49x6 ←<br>S0032<br>32x46x6 ←<br>S0034<br>70x92x8.5 → |
| E0026         |                | G0022 | H0020 | K0012 (x8)<br>6x11.3x10    | S0033<br>35x49x6 ←<br>S0032<br>32x46x6 ←<br>S0034<br>70x92x8.5 → |
| E0026         |                | G0022 | H0020 | K0012 (x8)<br>6x11.3x10    | S0033<br>35x49x6 ←<br>S0032<br>32x46x6 ←<br>S0034<br>70x92x8.5 → |
| E0028      x2 | F0029<br>F0030 | G0023 |       | K0013 (x16)<br>5.2x10.8x10 | S0032<br>32x46x6 ←<br>S0035<br>35x49x7 ←<br>S0034<br>70x92x8.5 → |
| E0027         |                | G0022 |       | K0012 (x8)<br>6x11.3x10    | S0033<br>35x49x6 ←<br>S0032<br>32x46x6 ←<br>S0034<br>70x92x8.5 → |
| E0133         | F0137<br>F0138 | G0140 |       | K0013 (x16)<br>5.2x10.8x10 | S0033<br>35x49x6 ←<br>S0032<br>32x46x6 ←<br>S0034<br>70x92x8.5 → |
| E0133         | F0138          | G0140 | H0020 | K0013 (x16)<br>5.2x10.8x10 | S0033<br>35x49x6 ←<br>S0032<br>32x46x6 ←<br>S0034<br>70x92x8.5 → |
| E0133         | F0138          | G0140 |       | K0013 (x16)<br>5.2x10.8x10 | S0033<br>35x49x6 ←<br>S0032<br>32x46x6 ←<br>S0034<br>70x92x8.5 → |

|               | Make&Model   | Year                                      | Displacement<br>cm <sup>3</sup> | Engine                           | ø Pis.                       | Sets   | Cylinder Head Gasket  |
|---------------|--|---|---------------------------------|----------------------------------|------------------------------|--|---|
|               |  |   |                                 |                                  |                              | A0000 Full Set<br>B0000 Head Set<br>C0000 Conversion Set | <br>D0000            |
| <b>TOYOTA</b> |  |   |                                 |                                  |                              |  |   |
| 19            | CARINA II 16V<br>CELICA 16V<br>(DOHC)                            | 1987 ~ 1992<br>1989 ~ 1993                | 1587<br>1587                    | 4A-F;4A-FE<br>4A-FE              | 81<br>81                     | A0568<br>B0568<br>C0568                                  | <br>D0245<br>ø 82.5  |
| 20            | COROLLA 16V<br>(DOHC)  | 1992 ~                                    | 1587                            | 4A-FE                            | 81                           | A0172<br>B0172<br>C0172                                  | <br>D0246<br>ø 82    |
| 21            | COROLLA 1500<br>AE91   | 1987 ~                                    | 1498                            | 5A-F                             | 78.7                         | A0562<br>B0562<br>C0562                                  | <br>D0567<br>ø 80    |
| 22            | COROLLA 16V<br>SPRINTER 16V<br>LEVIN 16V<br>TRUENO 16V<br>(DOHC) | 1991 ~<br>1991 ~<br>1991 ~<br>1991 ~      | 1498<br>1498<br>1498<br>1498    | 5A-FE<br>5A-FE<br>5A-FE<br>5A-FE | 78.7<br>78.7<br>78.7<br>78.7 | A0563<br>B0563<br>C0563                                  | <br>D0568<br>ø 80   |
| 23            | SOLUNA 16V<br>CARINA FF 16V<br>(DOHC)                            | 1996 ~<br>1992 ~                          | 1498<br>1498                    | 5A-FE<br>5A-FE                   | 78.7<br>78.7                 | A0564<br>B0564<br>C0564                                  | <br>D0568<br>ø 80  |
| 24            | CELICA   | 1993 ~ 1999                               | 1762                            | 7A-FE                            | 81                           | A0175<br>B0175<br>C0175                                  | <br>D0249<br>ø 82  |
| 25            | COROLLA  | 1992 ~                                    | 1762                            | 7A-FE                            | 81                           | A0577<br>B0577<br>C0577                                  | <br>D0570<br>ø 82  |
| 26            | DYNA<br>LANDCRUISER<br>COASTER<br><br><b>DIESEL</b>              | 1972 ~ 1980<br>1974 ~ 1980<br>1972 ~ 1980 | 2977<br>2977<br>2977            | B<br>B<br>B                      | 95<br>95<br>98               | A0120<br>B0120<br>C0120                                  | <br>D0160<br>ø 102 |
| 27            | TOYO-ACE DYNA 3000<br>BU60 BU70 BU80 BY31<br><br><b>DIESEL</b>   | 1984 ~ 1988                               | 2977                            | B                                | 95                           | A0637<br>B0637<br>C0637                                  | <br>D0606<br>ø 101 |

| Rocker Cover<br><br>E0000 | Intake Manifold<br><br>F0000 | Exhaust Manifold<br><br>G0000 | Oil Pan<br><br>H0000 | Valve Seal Set<br><br>K0000 | Camshaft Seal<br>Crankshaft Seal<br><br>S0000 |
|---|---|--|--|--|--|
|---|---|--|--|--|--|











| <b>TOYOTA</b> |                |          |       |  |  |
|---------------|----------------|----------|-------|--|--|
| E0133         | F0137<br>F0138 | G0140    |       | K0049 (x16)<br>5x10.8x10                             | S0033<br>35x49x6 ←<br>S0032<br>32x46x6 ←<br>S0034<br>70x92x8.5 → |
| E0133         | F0139          | G0141    | H0101 | K0013 (x8)<br>5.2x10.8x10<br>K0049 (x8)<br>5x10.8x10 | S0033<br>35x49x6 ←<br>S0032<br>32x46x6 ←<br>S0034<br>70x92x8.5 → |
| E0324         | F0139<br>F0138 | G0140    | H0248 | K0013 (x16)<br>5.2x10.8x10                           | S0033<br>35x49x6 ←<br>S0032<br>32x46x6 ←<br>S0034<br>70x92x8.5 → |
| E0324         | F0139          | G0141    |       | K0013 (x16)<br>5.2x10.8x10                           | S0033<br>35x49x6 ←<br>S0032<br>32x46x6 ←<br>S0034<br>70x92x8.5 → |
| E0324         | F0139          | G0141    | H0101 | K0013 (x16)<br>5.2x10.8x10                           | S0033<br>35x49x6 ←<br>S0032<br>32x46x6 ←<br>S0034<br>70x92x8.5 → |
| E0133         | F0139          | G0144    |       | K0013 (x16)<br>5.2x10.8x10                           | S0033<br>35x49x6 ←<br>S0032<br>32x46x6 ←<br>S0034<br>70x92x8.5 → |
| E0133         | F0139          | G0141    | H0101 | K0013 (x16)<br>5.2x10.8x10                           | S0033<br>35x49x6 ←<br>S0032<br>32x46x6 ←<br>S0034<br>70x92x8.5 → |
| E0087         | F0089 x4       | G0086 x4 | H0068 | K0039 (x8)<br>8.5x13.8x12.5                          | S0103<br>50x72x12 ←<br>S0104<br>95x115x11 →                      |
| E0345         | F0375          | G0089    |       | K0040 (x8)<br>8x13.8x14.5                            | S0103<br>50x72x12 ←<br>S0104<br>95x115x11 →                      |



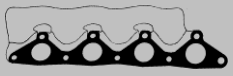



| Make&Model    | Year   | Displacement<br>cm <sup>3</sup>                          | Engine                       | ø Pis.           | Sets   | Cylinder Head Gasket   |
|---------------|--|--|------------------------------|------------------|--|--|
|               |  |  |                              |                  | A0000 Full Set<br>B0000 Head Set<br>C0000 Conversion Set | <br>D0000   |
| <b>TOYOTA</b> |  |  |                              |                  |  |  |
| 28            | TOYO-ACE<br><br><i>DIESEL</i>  | 1980 ~ 1985  | 2977                         | B                | 95   | A0121<br>B0121<br>C0121<br><br><br>D0161<br>ø 101         |
| 29            | DYNA<br>TOYO-ACE<br>COASTER<br>LANDCRUISER<br><br><i>DIESEL</i>                            | 1980 ~ 1988<br>1980 ~ 1985<br>1980 ~ 1982<br>1980 ~ 1982 | 2977<br>2977<br>2977<br>2977 | B<br>B<br>B<br>B | 95<br>95<br>95<br>95                                     | A0638<br>B0638<br>C0638<br><br><br>D0161<br>ø 101         |
| 30            | TOYO-ACE<br>DYNA 3000<br><br><i>DIESEL</i>   | 1984 ~ 1988  | 2977                         | B;2B             |  | A0694<br>B0694<br>C0694<br><br><br>D0646<br>ø 102         |
| 31            | DYNA<br><br><i>DIESEL</i>  | 1980 ~ 1988  | 3431                         | 3B               | 102  | A0123<br>B0123<br><br>C0123<br><br><br>D0163<br>ø 107.5  |
| 32            | COASTER<br><br><i>DIESEL</i>   | 1980 ~ 1988  | 3431                         | 3B               | 102  | A0646<br>B0646<br><br>C0646<br><br><br>D0163<br>ø 107.5 |
| 33            | LANDCRUISER<br><br><i>DIESEL</i>   | 1980 ~ 1988  | 3431                         | 3B               | 102  | A0647<br>B0647<br><br>C0647<br><br><br>D0163<br>ø 107.5 |
| 34            | LANDCRUISER 3400<br>TOYO-ACE COASTER<br>BU68 BJ70 BJ73 BB21 BB26 BB31<br><br><i>DIESEL</i> | 1988 ~   | 3431                         | 3B               | 102  | A0648<br>B0648<br>C0648<br><br><br>D0164<br>ø 107       |
| 35            | TOYO-ACE DYNA 3000<br>COASTER BU61-BU66 BU67<br><br><i>DIESEL</i>                          | 1988 ~   | 2977                         | 11B              |  | A0636<br>B0636<br><br>C0636<br><br><br>D0605<br>ø 107   |

| Rocker Cover<br><br>E0000 | Intake Manifold<br><br>F0000 | Exhaust Manifold<br><br>G0000 | Oil Pan<br><br>H0000 | Valve Seal Set<br><br>K0000 | Camshaft Seal<br>Crankshaft Seal<br><br>S0000 |
|---|---|--|---|--|--|
|---|---|--|---|--|--|










| TOYOTA |          |          |       |                           |   |
|--------|----------|----------|-------|---------------------------|---|
| E0088  | F0090    | G0087    | H0068 | K0040 (x8)<br>8x13.8x14.5 | S0103<br>50x72x12 ←<br>S0104<br>95x115x11 →   |
| E0088  | F0089 x4 | G0374 x4 | H0068 | K0039 (x8)<br>8.5x13x12.5 | S0103<br>50x72x12 ←<br>S0104<br>95x115x11 →   |
| E0345  | F0375    | G0089    |       | K0040 (x8)<br>8x13.8x14.5 | S0103<br>50x72x12 ←<br>S0104<br>95x115x11 →   |
| E0088  | F0090    | G0087    | H0068 | K0038 (x8)<br>8x14x13.5   | S0103<br>50x72x12 ←<br>S0104<br>95x115x11 →   |
| E0088  | F0090    | G0089    | H0068 | K0038 (x8)<br>8x14x13.5   | S0103<br>50x72x12 ←<br>S0104<br>95x115x11 →   |
| E0088  | F0090    | G0380    | H0068 | K0038 (x8)<br>8x14x13.5   | S0103<br>50x72x12 ←<br>S0104<br>95x115x11 →   |
| E0089  | F0374    | G0088    | H0068 | K0041 (x8)<br>8x14x10     | S0103<br>50x72x12 ←<br>S0107<br>94x115x12 →   |
| E0089  | F0374    | G0088    |       | K0081 (x8)<br>8x14x10     | S0105<br>50x72x9/14 ←<br>S0104<br>95x115x11 → |



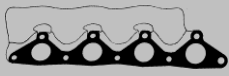





| Make&Model    | Year  | Displacement<br>cm <sup>3</sup>                          | Engine                       | ø Pis.                       | Sets   | Cylinder Head Gasket   |
|---------------|---|--|------------------------------|------------------------------|--|--|
|               |   |  |                              |                              | A0000 Full Set<br>B0000 Head Set<br>C0000 Conversion Set | <br>D0000   |
| <b>TOYOTA</b> |   |  |                              |                              |  |  |
| 36            | LANDCRUISER<br>COASTER<br><br><i>DIESEL</i>                           | 1988 ~<br>1988 ~   | 2977<br>2977                 | B;11B<br>11B                 | 95<br>95   | A0122<br>B0122<br>C0122<br><br><br>D0162<br>ø 96      |
| 37            | TOYO-ACE<br>DYNA 200<br><br><i>DIESEL</i>                             | 1988 ~<br>1988 ~   | 2977<br>2977                 | B;11B<br>B;11B               | 95<br>95   | A0795<br>B0795<br>C0795<br><br><br>D0710<br>ø 96      |
| 38            | LANDCRUISER DYNA 3400<br>TOYO-ACE BU62 BU64 BU72<br><br><i>DIESEL</i> | 1984 ~ 1988  | 3431                         | 13B                          | 102  | A0649<br>B0649<br>C0649<br><br><br>D0611<br>ø 107.5   |
| 39            | LANDCRUISER TD<br><br><i>DIESEL</i>                                   | 1985 ~ 1989  | 3431                         | 13B                          | 102  | A0650<br>B0650<br>C0650<br><br><br>D0164<br>ø 107    |
| 40            | TOYO-ACE D<br>TOYO-ACE TD<br>DYNA D<br>DYNA TD<br><i>DIESEL</i>       | 1984 ~ 1988<br>1984 ~ 1989<br>1984 ~ 1988<br>1984 ~ 1989 | 3431<br>3431<br>3431<br>3431 | 13B<br>13B-T<br>13B<br>13B-T | 102<br>102<br>102<br>102                                 | A0124<br>B0124<br>C0124<br><br><br>D0164<br>ø 107   |
| 41            | TOYO-ACE DYNA 3700<br>BU88 BU91 BU94 BU96<br><br><i>DIESEL</i>        | 1988 ~   | 3660                         | 14B                          |  | A0652<br>B0652<br>C0652<br><br><br>D0605<br>ø 107   |
| 42            | TOYO-ACE DYNA<br><br><i>DIESEL</i>                                    | 1999 ~   | 4104                         | 15B                          | 108  | A0653<br>B0653<br>C0653<br><br><br>D0613<br>ø 109.5 |
| 43            | TOYO-ACE DYNA<br><br><i>DIESEL</i>                                    | 1999 ~   | 4104                         | 15BT                         | 108  | A0794<br>B0794<br>C0794<br><br><br>D0613<br>ø 109.5 |
| 44            | COROLLA<br>TOWN-ACE<br><br><i>DIESEL</i>                              | 1982 ~ 1983<br>1982 ~ 1983                               | 1839<br>1839                 | 1C<br>1C                     | 83<br>83   | A0112<br>B0112<br>C0112<br><br><br>D0153<br>ø 86    |











| Rocker Cover<br><br>E0000 | Intake Manifold<br><br>F0000 | Exhaust Manifold<br><br>G0000 | Oil Pan<br><br>H0000 | Valve Seal Set<br><br>K0000 | Camshaft Seal<br>Crankshaft Seal<br><br>S0000 |
|---|---|--|--|--|--|
|---|---|--|--|--|--|



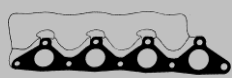



| TOYOTA |       |       |       |  |   |
|--------|-------|-------|-------|--|---|
| E0089  |       | G0088 | H0069 | K0038 (x8)<br>8x14x13.5                | S0105<br>50x72x9/14 ←<br>S0106<br>95x115x12.5 →                     |
| E0089  | F0090 | G0088 | H0069 | K0123 (x8)<br>7.5x14x10                | S0105<br>50x72x9/14 ←<br>S0106<br>95x115x12.5 →                     |
| E0088  | F0375 | G0087 | H0068 | K0038 (x8)<br>8x14x13.5                | S0105<br>50x72x9/14 ←<br>S0104<br>95x115x11 →                       |
| E0345  | F0374 | G0089 | H0068 | K0040 (x8)<br>8x13.8x14.5              | S0105<br>50x72x9/14 ←<br>S0104<br>95x115x11 →                       |
| E0090  | F0090 | G0089 | H0068 | K0041 (x8)<br>8x13.8x14.5              | S0105<br>50x72x9/14 ←<br>S0107<br>95x115x9.5/12 →                   |
| E0089  | F0375 | G0088 | H0069 | K0123 (x8)<br>7.5x14x10                | S0105<br>50x72x9/14 ←<br>S0104<br>95x115x11 →                       |
| E0350  | F0386 | G0382 |       | K0159 (x16)<br>6x11.3x10<br>K0127 (x4) | S0223<br>38x50x7 ←<br>S0105<br>50x72x9/14 ←<br>S0104<br>95x115x11 → |
| E0350  | F0386 | G0382 |       | K0159 (x16)<br>6x11.3x10               | S0105<br>50x72x9/14 ←<br>S0104<br>95x115x11 →                       |
| E0083  | F0087 | G0080 |       | K0036 (x8)<br>7x12.8x10                | S0036<br>38x50x8 ←<br>S0098<br>42x60x7 ←<br>S0008<br>90x110x8.5 →   |

| Make&Model   | Year        | Displacement<br>cm <sup>3</sup> | Engine | ø Pis. | Sets<br>A0000 Full Set<br>B0000 Head Set<br>C0000 Conversion Set | Cylinder Head Gasket<br><br>D0000 |
|--|-------------|---------------------------------|--------|--------|--|--|
| <b>TOYOTA</b>  |             |                                 |        |        |  |  |
| 45<br>COROLLA<br><br><i>DIESEL</i>   | 1989 ~ 1992 | 1839                            | 1C     | 83     | A0584<br>B0584<br>C0584  | <br>D0154<br>ø 84                 |
| 46<br>CARINA II D<br><br><i>DIESEL</i>                                       | 1984 ~ 1992 | 1975                            | 2C     | 86     | A0113<br>B0113<br>C0113  | <br>D0155<br>ø 87.5               |
| 47<br>COROLLA CARINA 2000<br>CE10 CE11<br><br><i>DIESEL</i>                  | 1995 ~      | 1974                            | 2C-T   | 86     | A0588<br>B0588<br>C0588  | <br>D0575<br>ø 87.5               |
| 48<br>TOWN-ACE CARINA 2000<br>CORONA LITE-ACE<br>MASTER<br><br><i>DIESEL</i> | 1985 ~      | 1974                            | 2C-T   | 86     | A0589<br>B0589<br>C0589  | <br>D0576<br>ø 87.5             |
| 49<br>CAMRY TD<br><br><i>DIESEL</i>  | 1985 ~ 1991 | 1975                            | 2C-T   | 86     | A0590<br>B0590<br>C0590  | <br>D0576<br>ø 87.5             |
| 50<br>EATIMA 2200<br>CXRI CXR2 TURBO<br><br><i>DIESEL</i>                    | 1992 ~      | 2184                            | 3C-T   |        | A0608<br>B0608<br>C0608  | <br>D0588<br>ø 87.5             |
| 51<br>TRUCK/BUS 6500<br>DA115R DA116R DA118<br><br><i>DIESEL</i>             | 1977 ~      | 6494                            | 2D     |        | A0664&<br>B0664<br>C0664   | <br>D0621 (x2)<br>ø 80.5        |
| 52<br>COROLLA CORSA 1300<br>TERCEL STARLET                                   | 1984 ~ 1990 | 1295                            | 2E     | 73     | A0542<br>B0542<br>C0542  | <br>D0561<br>ø 74.5             |











| Rocker Cover<br><br>E0000 | Intake Manifold<br><br>F0000 | Exhaust Manifold<br><br>G0000 | Oil Pan<br><br>H0000 | Valve Seal Set<br><br>K0000 | Camshaft Seal<br>Crankshaft Seal<br><br>S0000 |
|---|---|--|--|--|--|
|---|---|--|--|--|--|

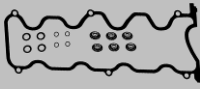

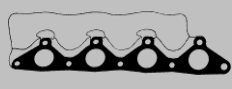



| <b>TOYOTA</b> |                      |                      |       |                            |   |
|---------------|----------------------|----------------------|-------|----------------------------|---|
| E0083         | F0346                | G0354                |       | K0036 (x8)<br>7x12.8x10    | S0036<br>38x50x8 ←<br>S0098<br>42x60x7 ←<br>S0008<br>90x110x8.5 → |
| E0083         | F0087                | G0080                |       | K0036 (x8)<br>7x12.8x10    | S0036<br>38x50x8 ←<br>S0098<br>42x60x7 ←<br>S0008<br>90x110x8.5 → |
| E0083         | F0346                | G0354                |       | K0036 (x8)<br>7x12.8x10    | S0036<br>38x50x8 ←<br>S0098<br>42x60x7 ←<br>S0008<br>90x110x8.5 → |
| E0083         | F0346                | G0354                |       | K0036 (x8)<br>7x12.8x10    | S0223<br>38x50x7 ←<br>S0098<br>42x60x7 ←<br>S0008<br>90x110x9.5 → |
| E0083         | F0346                | G0354                |       | K0036 (x8)<br>7x12.8x10    | S0036<br>38x50x8 ←<br>S0098<br>42x60x7 ←<br>S0008<br>90x110x8.5 → |
| E0336         | F0346                | G0362                |       | K0036 (x8)<br>7x12.8x10    | S0223<br>38x50x7 ←<br>S0098<br>42x60x7 ←<br>S0008<br>90x110x9 →   |
| E0356 x2      | F0389 x2<br>F0390 x2 | G0389 x2<br>G0390 x2 | H0261 | K0130 (x12)                | S0236<br>S0237  |
| E0318         | F0334                | G0342 x2             | H0246 | K0013 (x12)<br>5.2x10.8x10 | S0033<br>35x49x6 ←<br>S0221<br>75x100x8.5 →                       |

| Make&Model    | Year   | Displacement<br>cm <sup>3</sup>                          | Engine                       | ø Pis.                                | Sets   | Cylinder Head Gasket   |  |
|---------------|--|--|------------------------------|---------------------------------------|--|--|--|
|               |  |  |                              |                                       | A0000 Full Set<br>B0000 Head Set<br>C0000 Conversion Set | <br>D0000 |  |
| <b>TOYOTA</b> |  |  |                              |                                       |  |  |  |
| 53            | CORLLLA STARLET 1300<br>N L30                        | 1986 ~   | 1295                         | 2E                                    | 73   | A0543<br>B0543<br>C0543  | <br>D0561<br>ø 74.5   |
| 54            | STARLET<br>COROLLA<br>STARLET<br>COROLLA             | 1984 ~ 1989<br>1984 ~ 1989<br>1990 ~ 1996<br>1990 ~ 1993 | 1295<br>1295<br>1295<br>1295 | 2E-L/LU<br>2E-LC/E/LU<br>2E-E<br>2E-E | 73<br>73<br>73<br>73                                     | A0544<br>B0544<br>C0544  | <br>D0561<br>ø 74.5   |
| 55            | CORLLLA 1500<br>EL31 EE98                            | 1986 ~ 1990  | 1456                         | 3E                                    | 73   | A0555<br>B0555<br>C0555  | <br>D0561<br>ø 74.5   |
| 56            | TERCEL<br>TERCEL<br>COROLLA TERCEL<br>COROLLA TERCEL | 1986 ~ 1990<br>1990 ~<br>1986 ~ 1990<br>1990 ~           | 1456<br>1456<br>1456<br>1456 | 3E<br>3EE<br>3E<br>3EE                | 73<br>73<br>73<br>73                                     | A0556<br>B0556<br>C0556  | <br>D0561<br>ø 74.5  |
| 57            | COROLLA  | 1990 ~ 1997  | 1332                         | 4E-FE                                 | 74   | A0547<br>B0547<br>C0547  | <br>D0563<br>ø 75.5 |
| 58            | CORLLLA TERCEL 1500<br>EL53 EL55<br>(DOHC)           | 1994 ~   | 1496                         | 5E-FE                                 | 74   | A0559<br>B0559<br>C0559  | <br>D0563<br>ø 75.5 |
| 59            | PASEO<br>TERCEL<br>COROLLA II                        | 1991 ~ 1995<br>1990 ~ 1995<br>1990 ~ 1995                | 1496<br>1496<br>1496         | 5E-FE<br>5E-FE<br>5E-FE               | 74<br>74<br>74   | A0560<br>B0560<br>C0560  | <br>D0563<br>ø 75.5 |
| 60            | TERCEL<br>PASEO                                      | 1995 ~ 1998<br>1995 ~ 1998                               | 1496<br>1496                 | 5E-FE<br>5E-FE                        | 74<br>74   | A0561<br>B0561<br>C0561  | <br>D0566<br>ø 75   |
| 61            | LANDCRUISER  | 1967 ~ 1973  | 3878                         | F                                     | 90   | A0875<br>B0875<br>C0875  | <br>D0822<br>ø 94   |

| Rocker Cover<br><br>E0000 | Intake Manifold<br><br>F0000 | Exhaust Manifold<br><br>G0000 | Oil Pan<br><br>H0000 | Valve Seal Set<br><br>K0000 | Camshaft Seal<br>Crankshaft Seal<br><br>S0000 |
|---|---|--|---|--|--|
|---|---|--|---|--|--|











| <b>TOYOTA</b> |       |          |       |  |  |
|---------------|-------|----------|-------|--|--|
| E0318         | F0334 | G0342 ×2 | H0246 | K0013 (×12)<br>5.2×10.8×10                           | S0033<br>35×49×6 ←<br>S0221<br>75×100×8.5 →                            |
| E0318         | F0335 | G0342 ×2 | H0246 | K0013 (×12)<br>5.2×10.8×10                           | S0033<br>35×49×6 ←<br>S0221<br>75×100×8.5 →                            |
| E0318         | F0334 | G0347 ×2 | H0246 | K0013 (×12)<br>5.2×10.8×10                           | S033 (×2)<br>35×49×6 ←<br>S0221<br>75×100×8.5 →                        |
| E0318         | F0335 | G0342 ×2 | H0246 | K0013 (×12)<br>5.2×10.8×10                           | S0035 (×2)<br>35×49×6 ←<br>S0221<br>75×100×8.5 →                       |
| E0320         | F0337 | G0344    | H0246 | K0013 (×16)<br>5.2×10.8×10                           | S0033 (×2)<br>35×49×6 ←<br>S0032<br>32×46×6 ←<br>S0221<br>75×100×8.5 → |
| E0320         | F0337 | G0348    |       | K0013 (×16)<br>5.2×10.8×10                           | S0043<br>35×50×8 ←<br>S0032<br>32×46×6 ←<br>S0097<br>80×100×8.5 →      |
| E0320         | F0339 | G0344    | H0246 | K0013 (×16)<br>5.2×10.8×10                           | S0035 (×2)<br>35×49×7 ←<br>S0335<br>20×32×6 ←<br>S0097<br>80×100×8.5 → |
| E0323         | F0340 | G0344    |       | K0013 (×8)<br>5.2×10.8×10<br>K0049 (×8)<br>5×10.8×10 | S0033 (×4)<br>35×49×6 ←<br>S0097<br>80×100×8.5 →                       |
| E0465         |       | G0508    | H0259 | K0177 (×12)<br>7×18.5×18                             | S0205<br>45×68×12 ←<br>S0233<br>100×120×11 →                           |

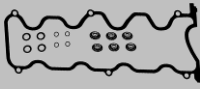

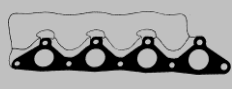



| Make&Model    |  | Year             | Displacement<br>cm <sup>3</sup> | Engine           | ø Pis.   | Sets<br>A0000 Full Set<br>B0000 Head Set<br>C0000 Conversion Set | Cylinder Head Gasket<br><br>D0000 |
|---------------|--|------------------|---------------------------------|------------------|----------|--|--|
| <b>TOYOTA</b> |  |                  |                                 |                  |          |  |  |
| 62            | LANDCRUISER 4200<br>FJ55 FJ56 FA101          | 1980 ~           | 4230                            | 2F               | 94       | A0661<br>B0661<br>C0661  | <br>D0620<br>ø 97                 |
| 63            | LANDCRUISER                                  | 1981 ~ 1984      | 4230                            | 2F               | 94       | A0662<br>B0662<br>C0662  | <br>D0620<br>ø 97                 |
| 64            | LANDCRUISER                                  | 1975 ~ 1980      | 4230                            | 2F               | 94       | A0663<br>B0663<br>C0663  | <br>D0620<br>ø 97                 |
| 65            | LANDCRUISER                                  | 1984 ~ 1985      | 3956                            | 3F               | 94       | A0654<br>B0654<br>C0654  | <br>D0614<br>ø 97                |
| 66            | LANDCRUISER                                  | 1985 ~ 1988      | 3956                            | 3F               | 94       | A0655<br>B0655<br>C0655  | <br>D0614<br>ø 97               |
| 67            | LANDCRUISER                                  | 1989 ~ 1992      | 3956                            | 3F-E             | 94       | A0656<br>B0656<br>C0656  | <br>D0615<br>ø 97               |
| 68            | LANDCRUISER                                  | 1992 ~ 1998      | 4477                            | 1FZ-FE           | 100      | A0313<br>B0313<br>C0313  | <br>D0367<br>ø 101.5            |
| 69            | CELICA CROWN 2000<br>E-GX50.EGX51 GA61 CS120 | 1980 ~<br>1980 ~ | 1988<br>1988                    | 1G-EU<br>1G-EU   | 75<br>75 | A0592<br>B0592<br>C0592  | <br>D0577<br>ø 77               |
| 70            | CELICA SOARER 2000<br>CS71 GX71 GA61 GAS120  | 1982 ~<br>1982 ~ | 1988<br>1988                    | 1G-GEU<br>1G-GEU | 75<br>75 | A0593<br>B0593<br>C0593  | <br>D0578<br>ø 77               |

| Rocker Cover<br><br>E0000 | Intake Manifold<br><br>F0000 | Exhaust Manifold<br><br>G0000 | Oil Pan<br><br>H0000 | Valve Seal Set<br><br>K0000 | Camshaft Seal<br>Crankshaft Seal<br><br>S0000 |
|---|---|--|---|--|--|
|---|---|--|---|--|--|






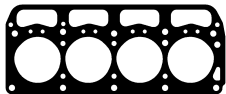




| <b>TOYOTA</b> |                |                |       |  |   |
|---------------|----------------|----------------|-------|--|---|
| E0354         |                | G0387          | H0259 | K0128 (x12)<br>6.5x14x24                                 | S0205<br>45x68x12 ←<br>S0233<br>100x120x11 →                          |
| E0354         |                | G0388          | H0259 | K0128 (x12)<br>6.5x14x24                                 | S0205<br>45x68x12 ←<br>S0233<br>100x120x11 →                          |
| E0355         |                | G0388          | H0259 | K0128 (x12)<br>6.5x14x24                                 | S0231<br>45x68x8.5 ←<br>S0233<br>100x120x11 →                         |
| E0351         |                | G0383          | H0259 | K0128 (x12)<br>6.5x14x24                                 | S0232<br>45x68x8.5 ←<br>S0233<br>100x120x11 →                         |
| E0352         |                | G0383          | H0259 | K0128 (x12)<br>6.5x14x24                                 | S0205<br>45x68x12 ←<br>S0283<br>105x120x11 →                          |
| E0352         |                | G0384          | H0259 | K0128 (x12)<br>6.5x14x24                                 | S0284<br>45x68x8 ←<br>S0283<br>105x120x11 →                           |
| E0210         | F0228          | G0224<br>G0225 |       | K0012 (x12)<br>6x10.3x10<br>K0085 (x12)<br>6.2x11.2x11.2 | S0234<br>52x70x9 ←<br>S0235<br>99x119x10 →                            |
| E0330         | F0349<br>F0350 | G0357 x3       |       | K0012 (x12)  | S0033<br>35x49x6 ←<br>S0100<br>45x62x9 ←<br>S0221<br>75x100x8.5 →     |
| E0331 x2      | F0351          | G0358 x3       |       | K0121 (x24)  | S0033 (x2)<br>35x49x6 ←<br>S0222<br>45x62x8 ←<br>S0096<br>75x100x13 → |



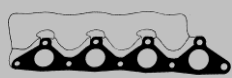





| Make&Model  | Year                            | Displacement<br>cm <sup>3</sup> | Engine                | ø Pis.         | Sets   | Cylinder Head Gasket   |
|---|---------------------------------|---------------------------------|-----------------------|----------------|--|--|
|   |                                 |                                 |                       |                | A0000 Full Set<br>B0000 Head Set<br>C0000 Conversion Set | <br>D0000             |
| <b>TOYOTA</b>   |                                 |                                 |                       |                |  |  |
| 71<br>ALTEZZA 24V<br>(DOHC)   | 1998 ~                          | 1988                            | 1G-FE                 | 75             | A0594<br>B0594<br>C0594                                  | <br>D0579<br>ø 77     |
| 72<br>DRESSIDA SOARER 2000<br>CS71 GX71 GA61 GAS120                           | 1988 ~<br>1988 ~                | 1988<br>1988                    | 1G-FE<br>1G-FE        | 75<br>75       | A0595<br>B0595<br>C0595                                  | <br>D0580<br>ø 77     |
| 73<br>LANDCRUISER<br>DYNA<br><br><i>DIESEL</i>                                | 1980 ~ 1983<br>1980 ~ 1983      | 3980<br>3980                    | 2H<br>2H              | 91<br>91       | A0657<br>B0657<br>C0657                                  | <br>D0616<br>ø 94     |
| 74<br>DYNA<br>LANDCRUISER<br><br><i>DIESEL</i>                                | 1984 ~ 1989<br>1984 ~ 1989      | 3980<br>3980                    | 2H<br>2H              | 91<br>91       | A0658<br>B0658<br>C0658                                  | <br>D0617<br>ø 92.5  |
| 75<br>LANDCRUISER TD<br>COASTER TD<br><br><i>DIESEL</i>                       | 1985 ~ 1990<br>1985 ~ 1990      | 3980<br>3980                    | 12H-T<br>12H-T        | 91<br>91       | A0659<br>B0659<br>C0659                                  | <br>D0618<br>ø 92.5 |
| 76<br>LANDCRUISER D<br>LANDCRUISER TD<br>COASTER D<br>(SOHC)<br><i>DIESEL</i> | 1990 ~<br>1990 ~ 1995<br>1990 ~ | 4164<br>4164<br>4164            | 1HZ<br>1HD-FTE<br>1HZ | 94<br>94<br>94 | A0660<br>B0660<br>C0660                                  | <br>D0619<br>ø 95   |
| 77<br>DYNA<br>TOYO-ACE 2500<br>JU10 JU20 JY16 JY30<br><br><i>DIESEL</i>       | 1972 ~ 1983                     | 2481                            | 2J                    |                | A0696<br>B0696<br>C0696                                  | <br>D0597<br>ø 92   |
| 78<br>FORKLIFT 2500<br>2FD10.14.15<br><br><i>DIESEL</i>                       |                                 | 2481                            | 2J<br>JY30            |                | A0627<br>B0627<br>C0627                                  | <br>D0597<br>ø 92   |
| 79<br>SUPRA   | 1993 ~ 1997                     | 2997                            | 2JZ-GE                | 86             | A0643<br>B0643<br>C0643                                  | <br>D0609<br>ø 87   |










| Rocker Cover<br><br>E0000 | Intake Manifold<br><br>F0000 | Exhaust Manifold<br><br>G0000 | Oil Pan<br><br>H0000 | Valve Seal Set<br><br>K0000 | Camshaft Seal<br>Crankshaft Seal<br><br>S0000 |
|---|---|--|---|--|--|
|---|---|--|---|--|--|

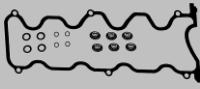

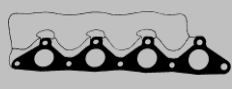



| <b>TOYOTA</b>  |                   |                      |       |   |  |
|----------------|-------------------|----------------------|-------|---|--|
| E0332          | F0352 x6          | G0359 x2             |       | K0033 (x12)<br>4x9.5x10.25<br>K0122 (x12)<br>4.5x9.5x9.75 | S0033<br>35x49x6 ←<br>S0100<br>45x62x9 ←<br>S0221<br>75x100x8.5 →          |
| E0333          | F0353             | G0358 x3             |       | K0049 (x24)<br>5x10.8x10                                  | S0033<br>35x49x6 ←<br>S0100<br>45x62x9 ←<br>S0221<br>75x100x8.5 →          |
| E0351          | F0387 x6          | G0385 x6             | H0260 | K0129 (x12)<br>8x14x20.5                                  | S0103<br>50x72x12 ←<br>S0104<br>95x115x11 →                                |
| E0351          | F0387 x6          | G0385 x6             | H0260 | K0129 (x12)<br>8x14x20.5                                  | S0103<br>50x72x12 ←<br>S0104<br>95x115x11 →                                |
| E0219          | F0388             | G0386 x2             |       | K0129 (x12)<br>8x14x20.5                                  | S0103<br>50x72x12 ←<br>S0042<br>95x115x12 →                                |
| E0353          | F0384<br>F0385 x5 | G0381 x2             |       | K0036 (x12)<br>7x12.8x10                                  | S0032<br>32x46x6 ←<br>S0238<br>58x72x7 ←<br>S0239<br>58x75x9/14 ←<br>S0106 |
| E0341          | F0366 x2          | G0367 x2<br>G0368 x2 | H0266 | K0108 (x8)<br>8x13.8x14.5                                 | S0103<br>50x72x12 ←<br>S0042<br>95x115x12 →                                |
| E0341          | F0366 x2          | G0367 x2<br>G0368 x2 | H0257 | K0108 (x8)<br>8x13.8x14.5                                 | S0103<br>50x72x12 ←<br>S0042<br>95x115x12 →                                |
| E0347<br>E0348 | F0379<br>F0380    | G0378 x2             |       | K0013 (x12)<br>5.2x10.8x10<br>K0049 (x12)<br>5x10.8x10    | S0240 (x2)<br>46x63x7 ←<br>S0241<br>40.5x52.5x6.5 ←<br>S0008<br>90x110x9 → |

| Make&Model    | Year   | Displacement<br>cm <sup>3</sup>   | Engine                               | ø Pis.                               | Sets   | Cylinder Head Gasket  |
|---------------|--|---|--------------------------------------|--------------------------------------|--|---|
|               |  |   |                                      |                                      | A0000 Full Set<br>B0000 Head Set<br>C0000 Conversion Set | <br>D0000                                      |
| <b>TOYOTA</b> |  |   |                                      |                                      |  |   |
| 80            | SUPRA TURBO  | 1993 ~ 1998   | 2997                                 | 2JZ-GTE                              | 86   | <br>D0610<br>ø 87.5                            |
| 81            | CROWN LEXUS GS300 3000<br>JZS13 JZS14 24V<br>(DOHC)  | 1993 ~ 1997   | 2997                                 | 2JZ-GE                               | 86   | A0644<br>B0644<br>C0644<br><br>D0609<br>ø 87   |
| 82            | COROLLA<br>PUBLICA<br>PUBLICA<br>SPRINTER<br>COROLLA | 1967 ~ 1974<br>1967 ~ 1974<br>1967 ~ 1974<br>1967 ~ 1974<br>1967 ~ 1974 | 1077<br>1077<br>1166<br>1166<br>1166 | K<br>K<br>3K<br>3K<br>3K             | 75<br>75<br>75<br>75<br>75                               | A0535<br>B0535<br>C0535<br><br>D0559<br>ø 77   |
| 83            | COROLLA 1100/1200<br>SPRINTER 1100/1200              | 1967 ~ 1974   | 1166                                 | 3K                                   | 75   | A0536<br>B0536<br>C0536<br><br>D0559<br>ø 77  |
| 84            | COROLLA<br>PUBLICA<br>SPRINTER<br>STARLET            | 1974 ~ 1977<br>1974 ~ 1977<br>1974 ~ 1977<br>1974 ~ 1977                | 1166<br>1166<br>1166<br>1166         | 3K/3KC<br>3K/3KC<br>3K/3KC<br>3K/3KC | 75<br>75<br>75<br>75                                     | A0101<br>B0101<br>C0101<br><br>D0143<br>ø 77 |
| 85            | STARLET<br>COROLLA<br>LITE-ACE                       | 1977 ~ 1978<br>1977 ~ 1978<br>1977 ~ 1978                               | 1166<br>1166<br>1166                 | 3KU/3KJ<br>3KU/3KJ<br>3KU/3KJ        | 75<br>75<br>75   | A0102<br>B0102<br>C0102<br><br>D0143<br>ø 77 |
| 86            | STARLET<br>COROLLA                                   | 1978 ~ 1981<br>1978 ~ 1981  | 1166<br>1166                         | 3KU<br>3KHJ                          | 75<br>75   | A0537<br>B0537<br>C0537<br><br>D0144<br>ø 77 |
| 87            | COROLLA STARLET 1300<br>SPRINTER LITE-ACE            | 1979 ~  | 1290                                 | 4K                                   | 75   | A0538<br>B0538<br>C0538<br><br>D0144<br>ø 77 |
| 88            | STARLET<br>COROLLA<br>LITE-ACE                       | 1978 ~ 1983<br>1978 ~ 1983<br>1978 ~ 1983                               | 1290<br>1290<br>1290                 | 4K<br>4K<br>4K                       | 75<br>75<br>75   | A0103<br>B0103<br>C0103<br><br>D0144<br>ø 77 |










| Rocker Cover<br><br>E0000 | Intake Manifold<br><br>F0000 | Exhaust Manifold<br><br>G0000 | Oil Pan<br><br>H0000 | Valve Seal Set<br><br>K0000 | Camshaft Seal<br>Crankshaft Seal<br><br>S0000 |
|---|---|--|---|--|--|
|---|---|--|---|--|--|







| TOYOTA         |                |                |       |  |  |
|----------------|----------------|----------------|-------|--|--|
| E0347<br>E0348 | F0381<br>F0382 | G0378 x2       |       | K0013 (x12)<br>5.2x10.8x10<br>K0049 (x12)<br>5x10.8x10 | S0240 (x2)<br>46x63x7 ←<br>S0240<br>40.5x52.5x6.5 ←<br>S0008<br>90x110x9 → |
| E0078          |                | G0340<br>G0341 | H0244 | K0034 (x8)<br>7x12.8x10                                | S0092<br>38.5x58x11 ←<br>S0091<br>70x92x12 →                               |
| E0078          |                | G0074 x2       | H0058 | K0034 (x8)<br>7x12.8x10                                | S0092<br>38.5x58x11 ←<br>S0091<br>70x92x12 →                               |
| E0078          |                | G0074 x2       | H0058 | K0034 (x8)<br>7x12.8x10                                | S0092<br>38.5x58x11 ←<br>S0091<br>70x92x12 →                               |
| E0078          |                | G0074 x2       | H0058 | K0034 (x8)<br>7x12.8x10                                | S0092<br>38.5x58x11 ←<br>S0034<br>70x92x8.5 →                              |
| E0078          |                | G0074 x2       | H0245 | K0034 (x8)<br>7x12.8x10                                | S0092<br>38.5x58x11 ←<br>S0091<br>70x92x12 →                               |
| E0078          |                | G0074 x2       | H0059 | K0034 (x8)<br>7x12.8x10                                | S0092<br>38.5x58x11 ←<br>S0091<br>70x92x12 →                               |
| E0078          |                | G0074 x2       | H0059 | K0034 (x8)<br>7x12.8x10                                | S0093<br>38.5x58x8.5 ←<br>S0034<br>70x92x8.5 →                             |

| Make&Model   | Year   | Displacement<br>cm <sup>3</sup> | Engine                            | ø Pis.               | Sets   | Cylinder Head Gasket   |
|--|--|---------------------------------|-----------------------------------|----------------------|--|--|
|  |  |                                 |                                   |                      | A0000 Full Set<br>B0000 Head Set<br>C0000 Conversion Set | <br>D0000             |
| <b>TOYOTA</b>  |  |                                 |                                   |                      |  |  |
| 89<br>COROLLA 1500<br>KE74 KA67A KT147   | 1983 ~   | 1486                            | 5K                                | 80.5                 | A0557<br>B0557<br>C0557                                  | <br>D0147<br>ø 82     |
| 90<br>COROLLA<br>LITE-ACE  | 1984 ~<br>1985 ~ 1992                                    | 1486<br>1486                    | 5K<br>5KU                         | 80.5<br>80.5         | A0558<br>B0558<br>C0558                                  | <br>D0147<br>ø 82     |
| 91<br>COROLLA<br>LITE-ACE  | 1984 ~<br>1985 ~ 1992                                    | 1486<br>1486                    | 5K<br>5KU                         | 80.5<br>80.5         | A0106<br>B0106<br>C0106                                  | <br>D0147<br>ø 82     |
| 92<br>TUV<br>TOWN-ACE<br>LITE-ACE<br>(OHV)   | 1998 ~<br>1998 ~ 1999<br>1998 ~ 1999                     | 1781<br>1781<br>1781            | 7K<br>7K<br>7K                    | 80.5<br>80.5<br>80.5 | A0579<br>B0579<br>C0579                                  | <br>D0571<br>ø 81.5 |
| 93<br>4 RUNNER TD<br>LANDCRUISER TD<br>HI-LUX TD<br>LANDCRUISER 90 TD<br><br><i>DIESEL</i> | 1993 ~ 1996<br>1993 ~ 1996<br>1993 ~ 1995<br>1996 ~ 1996 | 2982<br>2982<br>2982<br>2982    | 1KZ-T<br>1KZ-T<br>1KZ-T<br>1KZ-TE | 96<br>96<br>96<br>96 | A0639<br>B0639<br>C0639                                  | <br>D0607<br>ø 97   |
| 94<br>LANDCRUISER 90 TD<br>(SOHC)<br><br><i>DIESEL</i>                                     | 1996 ~   | 2982                            | 1KZ-TE                            | 96                   | A0640<br>B0640<br>C0640                                  | <br>D0607<br>ø 97   |
| 95<br>LANDCRUISER 90 TD<br>LANDCRUISER 120 TD<br><br><i>DIESEL</i>                         | 2000 ~<br>2002 ~   | 2982<br>2982                    | 1KD-FTV<br>1KD-FTV                | 96<br>96             |  | <br>D0819<br>ø 97.5 |
| 96<br>DYNA 150 TD<br>HI-ACE<br>HI-LUX<br><br><i>DIESEL</i>                                 | 2001 ~<br>2001 ~<br>2001 ~                               | 2494<br>2494<br>2494            | 2KD-FTV<br>2KD-FTV<br>2KD-FTV     | 92<br>92<br>92       | A0822<br>B0822<br>C0822                                  | <br>D0740<br>ø 93.5 |

|  |   |   |   |   |   |
|--|---|---|---|---|---|
| <br><b>E0000</b> | <br><b>F0000</b> | <br><b>G0000</b> | <br><b>H0000</b> | <br><b>K0000</b> | <br><b>S0000</b> |
|--|---|---|---|---|---|










| <b>TOYOTA</b> |                 |                 |              |                                 |  |
|---------------|-----------------|-----------------|--------------|---------------------------------|--|
| <b>E0078</b>  |                 | <b>G0074</b> x2 | <b>H0059</b> | <b>K0034</b> (x8)<br>7x12.8x10  | <b>S0336</b><br>38x58x8 ←<br><b>S0034</b><br>70x92x8.5 →   |
| <b>E0078</b>  |                 | <b>G0074</b> x2 | <b>H0059</b> | <b>K0034</b> (x8)<br>7x12.8x10  | <b>S0093</b><br>38.5x58x8.5 ←<br><b>S0034</b><br>70x92x8.5 →   |
| <b>E0078</b>  |                 | <b>G0074</b> x2 | <b>H0059</b> | <b>K0034</b> (x8)<br>7x12.8x10  | <b>S0093</b><br>38.5x58x8.5 ←<br><b>S0034</b><br>70x92x8.5 →   |
| <b>E0078</b>  |                 | <b>G0350</b>    | <b>H0250</b> | <b>K0036</b> (x8)<br>7x12.8x10  | <b>S0336</b><br>38.5x58x8 ←<br><b>S0034</b><br>70x92x8.5 →   |
| <b>E0346</b>  | <b>F0376</b> x4 | <b>G0375</b>    |              | <b>K0036</b> (x8)<br>7x12.8x10  | <b>S0032</b><br>32x46x6 ←<br><b>S0242</b><br>50x68x9/14 ←<br><b>S0243</b><br>58x72x7 ←<br><b>S0104</b><br>95x115x9.5 → |
| <b>E0346</b>  | <b>F0376</b> x4 | <b>G0375</b>    |              | <b>K0036</b> (x8)<br>7x12.8x10  | <b>S0032</b><br>32x46x6 ←<br><b>S0242</b><br>50x68x9/14 ←<br><b>S0243</b><br>58x72x7 ←<br><b>S0104</b><br>95x115x9.5 → |
| <b>E0435</b>  | <b>F0474</b>    | <b>G0376</b>    |              | <b>K0166</b> (x16)<br>5x10.5x11 | <b>S0032</b><br>32x46x6 ←<br><b>S0242</b><br>50x68x9/14 ←<br><b>S0401</b><br>65x79x7 ←<br><b>S0104</b><br>95x115x9.5 → |

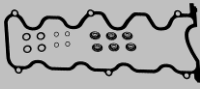

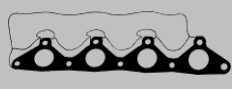



| Make&Model    | Year   | Displacement<br>cm <sup>3</sup>                          | Engine                       | ø Pis.                           | Sets   | Cylinder Head Gasket  |
|---------------|--|--|------------------------------|----------------------------------|--|---|
|               |  |  |                              |                                  | A0000 Full Set<br>B0000 Head Set<br>C0000 Conversion Set | <br>D0000  |
| <b>TOYOTA</b> |  |  |                              |                                  |  |   |
| 97            |  |  | 2TR-FE                       |                                  | A0874<br>B0874<br>C0874                                  | <br>D0821<br>ø 97                                |
|               | <i>DIESEL</i>  |  |                              |                                  |  |   |
| 98            |  |  | 1KR-FE                       |                                  | A0876<br>B0876<br>C0876                                  | <br>D0823<br>ø 72                                |
| 99            | CROWN<br>HI-ACE<br>TOYO-ACE<br>BLIZZARD<br><i>DIESEL</i>                   | 1977 ~ 1981<br>1977 ~ 1981<br>1977 ~ 1981<br>1977 ~ 1981 | 2188<br>2188<br>2188<br>2188 | L<br>L<br>L<br>L                 | 90<br>90<br>90<br>90                                     | A0609<br>B0609<br>C0609<br><br>D0589<br>ø 94.5   |
| 100           | CRESSIDA<br>CROWN<br>TOYO-ACE<br><i>DIESEL</i>                             | 1981 ~ 1982<br>1981 ~ 1984<br>1981 ~ 1984                | 2188<br>2188<br>2188         | L<br>L<br>L                      | 90<br>90<br>90   | A0610<br>B0610<br>C0610<br><br>D0589<br>ø 94.5 |
| 101           | HI-ACE<br>CHASSER<br>LANDCRUISER<br>HI-LUX<br><i>DIESEL</i>                | 1983 ~ 1988<br>1983 ~ 1988<br>1983 ~ 1988<br>1983 ~ 1988 | 2446<br>2446<br>2446<br>2446 | 2L<br>2L<br>2LT<br>2L            | 92<br>92<br>92<br>92                                     | A0620<br>B0620<br>C0620<br><br>D0593<br>ø 95   |
| 102           | HI-LUX<br>DYNA;TOYO-ACE<br>MARK II;CRESTA;CHASER<br>CROWN<br><i>DIESEL</i> | 1983 ~ 1988<br>1983 ~ 1988<br>1983 ~ 1988<br>1983 ~ 1988 | 2446<br>2446<br>2446<br>2446 | 2L<br>2L<br>2L<br>2L             | 92<br>92<br>92<br>92                                     | A0621<br>B0621<br>C0621<br><br>D0593<br>ø 95   |
| 103           | HI-ACE<br>CROWN<br>CHASSER<br>HI-LUX<br><i>DIESEL</i>                      | 1983 ~ 1988<br>1983 ~ 1988<br>1983 ~ 1988<br>1983 ~ 1988 | 2446<br>2446<br>2446<br>2446 | 2LT<br>2LT/2LTE<br>2LT<br>2LT    | 92<br>92<br>92<br>92                                     | A0622<br>B0622<br>C0622<br><br>D0593<br>ø 95   |
| 104           | HI-LUX<br>DYNA;TOYO-ACE<br>MARK II;CRESTA;CHASER<br>CROWN<br><i>DIESEL</i> | 1988 ~ 1999<br>1989 ~ 1998<br>1989 ~<br>1989 ~ 1996      | 2446<br>2446<br>2446<br>2446 | 2L-II<br>2L-II<br>2L-II<br>2L-II | 92<br>92<br>92<br>92                                     | A0623<br>B0623<br>C0623<br><br>D0594<br>ø 93.5 |

| Rocker Cover<br><br>E0000 | Intake Manifold<br><br>F0000 | Exhaust Manifold<br><br>G0000 | Oil Pan<br><br>H0000 | Valve Seal Set<br><br>K0000 | Camshaft Seal<br>Crankshaft Seal<br><br>S0000 |
|---|---|--|---|--|--|
|---|---|--|---|--|--|





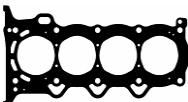
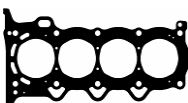



| <b>TOYOTA</b> |       |       |       |  |   |
|---------------|-------|-------|-------|--|---|
| E0464         | F0504 | G0507 |       | <b>K0014</b> (x8)<br>5x10x10<br><b>K0015</b> (x8)<br>4.5x10x10.25      | <b>S0225</b><br>48x68x7 ←<br><b>S0226</b><br>88x106x9 →                               |
| E0466         | F0505 | G0509 |       | <b>K0178</b> (x8)<br>4.5x9.5x10.6<br><b>K0179</b> (x8)<br>4.5x9.5x10.3 | <b>S0080</b><br>38x50x6 ←<br><b>S0382</b><br>74x89x8.5 →                              |
| E0337         | F0358 | G0363 | H0253 | <b>K0123</b> (x8)<br>7.5x14x10   | <b>S0098</b> (x2)<br>42x60x7 ←<br><b>S0224</b><br>85x105x10 →                         |
| E0337         | F0359 | G0363 | H0254 | <b>K0123</b> (x8)<br>7.5x14x10   | <b>S0098</b> (x2)<br>42x60x7 ←<br><b>S0224</b><br>85x105x10 →                         |
| E0337         | F0359 | G0363 | H0254 | <b>K0123</b> (x8)<br>7.5x14x10   | <b>S0098</b> (x2)<br>42x60x7 ←<br><b>S0224</b><br>85x105x10 →                         |
| E0339         | F0358 | G0363 | H0253 | <b>K0119</b> (x8)  | <b>S0227</b> (x2)<br>42x60x9 ←<br><b>S0228</b><br>85x105x13 →                         |
| E0337         | F0359 | G0363 | H0254 | <b>K0123</b> (x8)<br>7.5x14x10   | <b>S0098</b> (x2)<br>42x60x7 ←<br><b>S0224</b><br>85x105x10 →                         |
| E0340         | F0365 | G0366 | H0256 | <b>K0036</b> (x8)<br>7x12.8x10   | <b>S0032</b><br>32x46x6 ←<br><b>S0098</b><br>42x60x7 ←<br><b>S0224</b><br>85x105x10 → |









| Make&Model    | Year  | Displacement<br>cm <sup>3</sup>      | Engine                       | ø Pis.               | Sets   | Cylinder Head Gasket   |
|---------------|---|--------------------------------------|------------------------------|----------------------|--|--|
|               |   |                                      |                              |                      | A0000 Full Set<br>B0000 Head Set<br>C0000 Conversion Set | <br>D0000   |
| <b>TOYOTA</b> |   |                                      |                              |                      |  |  |
| 105           | MARK2 DYNA TOYO-ACE 2500<br>CHASER CRESTA HI-ACE<br><br><i>DIESEL</i>                                 | 1989 ~                               | 2446                         | 2L-II(NEW)           | 92   | A0624<br>B0624<br>C0624<br><br><br>D0595<br>ø 93.5    |
| 106           | HI-ACE<br><br><i>DIESEL</i>   | 1988 ~ 1999                          | 2446                         | 2L                   | 92   | A0625<br>B0625<br>C0625<br><br><br>D0594<br>ø 93.5    |
| 107           | CROWN 2500<br>TURBO LS120 LS130<br><br><i>DIESEL</i>  | 1984 ~ 1988                          | 2466                         | 2L-T                 | 92   | A0626<br>B0626<br>C0626<br><br><br>D0596<br>ø 95      |
| 108           | HI-ACE TOYO-ACE 2800<br>HI-LUX 2800 LY51 LY61<br><br><i>DIESEL</i>                                    | 1988 ~                               | 2779                         | 3L                   | 96   | A0628<br>B0628<br>C0628<br><br><br>D0598<br>ø 97    |
| 109           | HI-ACE DYNA 150<br>HI-LUX TOYO ACE(LY5161) 2800<br>LH109 LH113 LH115 LN100 LN131<br><br><i>DIESEL</i> | 1990 ~                               | 2779                         | 3L-T                 | 96   | A0629<br>B0629<br>C0629<br><br><br>D0599<br>ø 97    |
| 110           | HI-ACE TURBO 2800<br>LH100 LH107 LH120<br><br><i>DIESEL</i>   | 1989 ~                               | 2779                         | 3L-T                 | 96   | A0630<br>B0630<br>C0630<br><br><br>D0599<br>ø 97    |
| 111           | HI-LUX LN147<br>HI-LUX LN152<br>HI-LUX LN167<br>HI-LUX LN172<br><br><i>DIESEL</i>                     | 1997 ~<br>1997 ~<br>1997 ~<br>1997 ~ | 2997<br>2997<br>2997<br>2997 | 5L<br>5L<br>5L<br>5L | 99.5<br>99.5<br>99.5<br>99.5                             | A0641<br>B0641<br>C0641<br><br><br>D0608<br>ø 100.5 |
| 112           | HI-ACE TURBO 3000<br><br><i>DIESEL</i>  | 1995 ~                               | 2997                         | 5L                   | 99.5   | A0642<br>B0642<br>C0642<br><br><br>D0608<br>ø 100.5 |











| Rocker Cover<br><br>E0000 | Intake Manifold<br><br>F0000 | Exhaust Manifold<br><br>G0000 | Oil Pan<br><br>H0000 | Valve Seal Set<br><br>K0000 | Camshaft Seal<br>Crankshaft Seal<br><br>S0000 |
|---|---|--|---|--|--|
|---|---|--|---|--|--|







| <b>TOYOTA</b> |       |       |                |                         |  |
|---------------|-------|-------|----------------|-------------------------|--|
| E0340         | F0365 | G0366 | H0256          | K0036 (x8)<br>7x12.8x10 | S0032<br>32x46x6 ←<br>S0098<br>S0224<br>85x105x10 →              |
| E0340         | F0365 | G0366 | H0256<br>H0254 | K0036 (x8)<br>7x12.8x10 | S0032<br>32x46x6 ←<br>S0098<br>42x60x7 ←<br>S0224<br>85x105x10 → |
| E0337         | F0359 | G0363 | H0254          |                         | S0098 (x3)<br>42x60x7 ←<br>S0224<br>85x105x10 →                  |
| E0340         | F0365 | G0366 | H0256          | K0036 (x8)<br>7x12.8x10 | S0032<br>32x46x6 ←<br>S0098<br>42x60x7 ←<br>S0224<br>85x105x10 → |
| E0340         | F0365 | G0366 | H0256          | K0036 (x8)<br>7x12.8x10 | S0032<br>32x46x6 ←<br>S0098<br>42x60x7 ←<br>S0224<br>85x105x10 → |
| E0340         | F0359 | G0366 | H0256          | K0036 (x8)<br>7x12.8x10 | S0032<br>32x46x6 ←<br>S0098<br>42x60x7 ←<br>S0224<br>85x105x10 → |
| E0340         | F0377 | G0377 | H0256<br>H0254 | K0036 (x8)<br>7x12.8x10 | S0032<br>32x46x6 ←<br>S0098<br>42x60x7 ←<br>S0224<br>85x105x10 → |
| E0340         | F0378 | G0366 | H0256          | K0036 (x8)<br>7x12.8x10 | S0032<br>32x46x6 ←<br>S0098<br>42x60x7 ←<br>S0224<br>85x105x10 → |

| Make&Model    | Year  | Displacement<br>cm <sup>3</sup>   | Engine                               | ø Pis.                                    | Sets   | Cylinder Head Gasket   |  |
|---------------|---|---|--------------------------------------|---|--|--|--|
|               |   |   |                                      |   | A0000 Full Set<br>B0000 Head Set<br>C0000 Conversion Set | <br>D0000 |  |
| <b>TOYOTA</b> |   |   |                                      |   |  |  |  |
| 113           | CELICA<br>CROWN<br>MARK II<br>CRESSIDA<br>SUPRA       | 1978 ~ 1983<br>1979 ~ 1982<br>1979 ~ 1982<br>1979 ~ 1982<br>1979 ~ 1982 | 2759<br>2759<br>2759<br>2759<br>2759 | 5M-EU<br>5M-EU<br>5M-EU<br>5M-EU<br>5M-EU | 83<br>83<br>83<br>83<br>83                               | A0633<br>B0633<br>C0633  | <br>D0601<br>ø 84.5   |
| 114           | SUPRA   | 1986 ~ 1993   | 2954                                 | 7M-GE                                     | 83   | A0634<br>B0634<br>C0634  | <br>D0602<br>ø 84.5   |
| 115           | STARLET<br><br><i>DIESEL</i>                          | 1987 ~ 1996   | 1453                                 | 1N  | 74   | A0554<br>B0554<br>C0554  | <br>D0565<br>ø 75     |
| 116           | YARIS 16V<br>VITZ 16V<br>ECHO 16V<br>(DOHC)           | 1998 ~<br>1998 ~<br>1998 ~  | 1299<br>1299<br>1299                 | 2NZ-FE<br>2NZ-FE<br>2NZ-FE                | 75<br>75<br>75   | A0545<br>B0545<br>C0545  | <br>D0562<br>ø 75.5  |
| 117           | VITZ VIOS ECHO 1300 1500<br>NCP10.12.15 16V<br>(DOHC) | 1999 ~<br>1999 ~  | 1299<br>1299                         | 2NZ-FE<br>2NZ-FE                          | 75<br>75   | A0546<br>B0546<br>C0546  | <br>D0562<br>ø 75.5 |
| 118           | TOYC-ACE HI-ACE 1300<br>PY10 PH10 FORKLIFT            | 1976 ~  | 1345                                 | 3P  |  | A0548<br>B0548<br>C0548  | <br>D0564<br>ø 79   |
| 119           | LANDCRUISER<br><br><i>DIESEL</i>                      | 1990 ~ 1992   | 3470                                 | 1PZ                                       | 94   | A0651<br>B0651<br>C0651  | <br>D0612<br>ø 95.5 |
| 120           | CROWN<br>STOUT<br>DYNA                                | 1968 ~ 1970<br>1968 ~ 1970<br>1968 ~ 1970                               | 1994<br>1994<br>1994                 | 5R<br>5R<br>5R                            | 88<br>88<br>88   | A0596<br>B0596<br>C0596  | <br>D0581<br>ø 89.5 |










| Rocker Cover<br><br>E0000 | Intake Manifold<br><br>F0000 | Exhaust Manifold<br><br>G0000 | Oil Pan<br><br>H0000 | Valve Seal Set<br><br>K0000 | Camshaft Seal<br>Crankshaft Seal<br><br>S0000 |
|---|---|--|--|--|--|
|---|---|--|--|--|--|



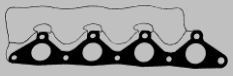



| <b>TOYOTA</b> |                   |          |       |   |   |
|---------------|-------------------|----------|-------|---|---|
| E0343         | F0369             | G0370    | H0258 | K0120 (x6)<br>7x13.5x21<br>K0124 (x6)<br>7x13.5x16.5    | S0205<br>45x68x12 ←<br>S0099<br>80x100x12 →   |
| E0331 x2      | F0370<br>F0371    | G0371    |       | K0013 (x24)<br>5.2x10.8x10                              | S0033 (x2)<br>35x49x6 ←<br>S0098<br>42x60x7 ←<br>S0285<br>52x70x8 ←<br>S0099<br>80x100x12 → |
| E0322         | F0338             | G0346    |       | K0013 (x8)<br>5.2x10.8x10                               | S0033<br>35x49x6 ←<br>S0223<br>38x50x7 ←<br>S0139<br>80x100x10 →                            |
| E0319         | F0336             | G0343    |       | K0033 (x8)<br>4x9.5x10.25<br>K0122 (x8)<br>4.5x9.5x9.75 | S0281<br>25.5x37.5x6 ←<br>S0282<br>75x107x8 →   |
| E0319         | F0336             | G0343    |       | K0013 (x8)<br>5.2x10.8x10<br>K0049 (x8)<br>5x10.8x10    | S0281<br>25.5x37.5x6 ←<br>S0282<br>75x107x8 →   |
| E0321         |                   | G0345    | H0247 | K0119 (x8)  | S0092<br>38.5x58x11 ←<br>S0 (x2)  |
| E0349         | F0384 x4<br>F0385 | G0381 x2 |       | K0036 (x10)<br>7x12.8x10                                | S0032<br>32x46x6 ←<br>S0238<br>58x72x7 ←<br>S0239<br>58x75x9/14 ←<br>S0106<br>95x115x12.5 → |
| E0084         |                   | G0081    | H0064 | K0035 (x8)<br>7x14x12                                   | S0205<br>45x68x12 ←<br>S0099<br>80x100x12 →   |

| Make&Model    |  | Year   | Displacement<br>cm <sup>3</sup> | Engine                       | ø Pis.               | Sets<br>A0000 Full Set<br>B0000 Head Set<br>C0000 Conversion Set | Cylinder Head Gasket<br><br>D0000 |
|---------------|--|--|---------------------------------|------------------------------|----------------------|--|--|
| <b>TOYOTA</b> |  |  |                                 |                              |                      |  |  |
| 121           | CROWN<br>TOYO-ACE                          | 1971 ~ 1975<br>1971 ~ 1975                               | 1994<br>1994                    | 5R<br>5R                     | 88<br>88             | A0114<br>B0114<br>C0114  | <br>D0156<br>ø 89.5               |
| 122           | CROWN<br>COASTER                           | 1997 ~<br>1997 ~   | 1994<br>1994                    | 5R-U<br>5R-U                 | 88<br>88             | A0693<br>B0693<br>C0693  | <br>D0582<br>ø 89.5               |
| 123           | CROWN<br>STOUT<br>DYNA<br>COASTER          | 1976 ~ 1977<br>1976 ~ 1977<br>1976 ~ 1977<br>1976 ~ 1977 | 1994<br>1994<br>1994<br>1994    | 5R-U<br>5R-U<br>5R-U<br>5R-U | 88<br>88<br>88<br>88 | A0115<br>B0115<br>C0115  | <br>D0156<br>ø 89.5               |
| 124           | STOUT<br>TOYO-ACE                          | 1977 ~<br>1978 ~   | 1994<br>1994                    | 5RU<br>5RU                   | 88<br>88             | A0597<br>B0597<br>C0597  | <br>D0582<br>ø 89.5              |
| 125           | CORONA<br>MARK II<br>CORONA                | 1968 ~ 1970<br>1968 ~ 1970<br>1970 ~ 1974                | 1591<br>1591<br>1707            | 7R<br>7R<br>6R               | 86<br>86<br>86       | A0575<br>B0575<br>C0575  | <br>D0569<br>ø 90               |
| 126           | CORONA HI-LUX 1600<br>HI-ACE TOYO-ACE 1600 | 1975 ~ 1978<br>1975 ~ 1978                               | 1587<br>1587                    | 12R<br>12R                   | 80.5<br>80.5         | A0569<br>B0569<br>C0569  | <br>D0149<br>ø 83               |
| 127           | CORONA HI-LUX 1600<br>HI-ACE TOYO-ACE 1600 | 1978 ~ 1981  | 1587                            | 12R                          | 80.5                 | A0570<br>B0570<br>C0570  | <br>D0149<br>ø 83               |
| 128           | TOWN-ACE HI-ACE 1600<br>TOYO-ACE 1600      | 1981 ~<br>1981 ~   | 1587<br>1587                    | 12R<br>12R                   | 80.5<br>80.5         | A0571<br>B0571<br>C0571  | <br>D0149<br>ø 83               |
| 129           | CORONA HI-LUX 1600<br>HI-ACE TOYO-ACE 1600 | 1978 ~ 1981<br>1978 ~ 1981                               | 1587<br>1587                    | 12R<br>12R                   | 80.5<br>80.5         | A0572<br>B0572<br>C0572  | <br>D0149<br>ø 83               |

| Rocker Cover<br><br>E0000 | Intake Manifold<br><br>F0000 | Exhaust Manifold<br><br>G0000 | Oil Pan<br><br>H0000 | Valve Seal Set<br><br>K0000 | Camshaft Seal<br>Crankshaft Seal<br><br>S0000 |
|---|---|--|---|--|--|
|---|---|--|---|--|--|










| <b>TOYOTA</b> |  |       |       |                         |   |
|---------------|--|-------|-------|-------------------------|---|
| E0084         |  | G0081 | H0064 | K0035 (x8)<br>7x14x12   | S0092<br>38.5x58x11 ←<br>S0099<br>80x100x12 → |
| E0084         |  | G0081 | H0064 | K0035 (x8)<br>7x14x12   | S0205<br>45x68x12 ←<br>S0099<br>80x100x12 →   |
| E0084         |  | G0081 | H0064 | K0035 (x8)<br>7x14x12   | S0095<br>38x58x11 ←<br>S0099<br>80x100x12 →   |
| E0084         |  | G0081 | H0064 | K0035 (x8)<br>7x14x12   | S0205<br>45x68x12 ←<br>S0099<br>80x100x12 →   |
| E0326         |  | G0349 | H0249 | K0120 (x8)<br>7x13.5x21 | S0205<br>45x68x12 ←<br>S0099<br>80x100x12 →   |
| E0080         |  | G0077 | H0060 | K0035 (x8)<br>7x14x12   | S0092<br>38.5x58x11 ←<br>S0094 (x2)           |
| E0080         |  | G0077 | H0060 | K0035 (x8)<br>7x14x12   | S0092<br>38.5x58x11 ←<br>860007 (x2)          |
| E0080         |  | G0077 | H0060 | K0035 (x8)<br>7x14x12   | S0092<br>38.5x58x11 ←<br>860007 (x2)          |
| E0080         |  | G0077 | H0060 | K0035 (x8)<br>7x14x12   | S0095<br>38x58x11 ←<br>S0094 (x2)             |

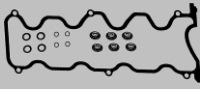

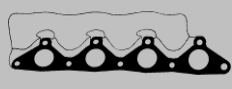



| Make&Model    | Year               | Displacement<br>cm <sup>3</sup> | Engine | ø Pis.    | Sets   | Cylinder Head Gasket   |  |
|---------------|--------------------|---------------------------------|--------|-----------|--|--|--|
|               |                    |                                 |        |           | A0000 Full Set<br>B0000 Head Set<br>C0000 Conversion Set | <br>D0000 |  |
| <b>TOYOTA</b> |                    |                                 |        |           |  |  |  |
| 130           | CORONA             | 1971 ~ 1975                     | 1588   | 12R-U/RJ  | 80.5   | A0108  | <br>D0149<br>ø 83     |
|               | HI-LUX             | 1971 ~ 1975                     | 1588   | 12R-U/RJ  | 80.5   | B0108  |  |
|               | HI-ACE             | 1971 ~ 1975                     | 1588   | 12R-U/RJ  | 80.5   | C0108  |  |
|               | TOYO-ACE           | 1971 ~ 1975                     | 1588   | 12R-U/RJ  | 80.5   |  |  |
|               | TOWN-ACE           | 1971 ~ 1975                     | 1588   | 12R-U/R-J | 80.5   |  |  |
| 131           | CELICA             | 1976 ~ 1981                     | 1968   | 18R       | 88.5   | A0585  | <br>D0569<br>ø 90     |
|               | CORONA             | 1972 ~ 1978                     | 1968   | 18R       | 88.5   | B0585  |  |
|               | CRESSIDA           | 1972 ~ 1980                     | 1968   | 18R       | 88.5   | C0585  |  |
|               | HI-ACE             | 1977 ~                          | 1968   | 18R       | 88.5   |  |  |
|               | HI-LUX             | 1972 ~ 1983                     | 1968   | 18R       | 88.5   |  |  |
| 132           | MARK II            | 1979 ~ 1983                     | 1972   | 21R-U     | 84   | A0586  | <br>D0574<br>ø 85.5   |
|               | CORONA             | 1979 ~ 1983                     | 1972   | 21R-U     | 84   | B0586  |  |
|               | CARINA             | 1979 ~ 1983                     | 1972   | 21R-U     | 84   | C0586  |  |
|               | HI-ACE             | 1979 ~ 1983                     | 1972   | 21R-U     | 84   |  |  |
|               | CAMRY              | 1979 ~ 1983                     | 1972   | 21R-U     | 84   |  |  |
| 133           | MARK2 CORONA 2000  | 1980 ~ 1983                     | 1972   | 21R       | 84   | A0587  | <br>D0574<br>ø 85.5 |
|               | CELICA CARINA 2000 |                                 |        |           |  | B0587<br>C0587   |  |
| 134           | CRESSIDA           | 1984 ~                          | 1972   | 21R-U     | 84   | A0681<br>B0681<br>C0681  | <br>D0574<br>ø 85.5 |
| 135           | CELICA             | 1981 ~ 1984                     | 2367   | 22R       | 92   | A0612<br>B0612<br>C0612  | <br>D0590<br>ø 94.5 |
| 136           | DYNA TRUCK 2400    | 1988 ~                          | 2366   | 22R       | 92   | A0613  | <br>D0590<br>ø 94.5 |
|               | RN80 RN90          |                                 |        |           |  | B0613<br>C0613   |  |
| 137           | DYNA TRUCK 2400    | 1988 ~                          | 2366   | 22R       | 92   | A0614  | <br>D0590<br>ø 94.5 |
|               | RN80 RN 90         | 1988 ~                          | 2366   | 22R       | 92   | B0614<br>C0614   |  |

| Rocker Cover<br><br>E0000 | Intake Manifold<br><br>F0000 | Exhaust Manifold<br><br>G0000 | Oil Pan<br><br>H0000 | Valve Seal Set<br><br>K0000 | Camshaft Seal<br>Crankshaft Seal<br><br>S0000 |
|---|---|--|--|--|--|
|---|---|--|--|--|--|










| <b>TOYOTA</b> |       |                |       |                         |   |
|---------------|-------|----------------|-------|-------------------------|---|
| E0080         |       | G0076<br>G0077 | H0060 | K0035 (x8)<br>7x14x12   | S0092<br>38.5x58x11 ←<br>S0094 (x2)           |
| E0326         |       | G0349          | H0249 | K0120 (x8)<br>7x13.5x21 | S0205<br>45x68x12 ←<br>S0099<br>80x100x12 →   |
| E0329         | F0347 | G0355          |       | K0036 (x8)<br>7x12.8x10 | S0337<br>45x68x7 ←<br>S0338<br>80x100x10/12 → |
| E0329         | F0348 | G0356          | H0251 | K0036 (x8)<br>7x12.8x10 | S0205<br>45x68x12 ←<br>S0099<br>80x100x12 →   |
| E0329         | F0347 | G0355          | H0251 | K0036 (x8)<br>7x12.8x10 | S0205<br>45x68x12 ←<br>S0099<br>80x100x12 →   |
| E0329         | F0348 | G0364          | H0251 | K0036 (x8)<br>7x12.8x10 | S0205<br>45x68x12 ←<br>S0099<br>80x100x12 →   |
| E0329         | F0347 | G0355          |       | K0036 (x8)<br>7x12.8x10 | S0337<br>45x68x7 ←<br>S0099<br>80x100x12 →    |
| E0329         | F0347 | G0355          |       | K0036 (x8)<br>7x12.8x10 | S0205<br>45x68x12 ←<br>S0099<br>80x100x12 →   |









|               | Make&Model  | Year   | Displacement<br>cm <sup>3</sup>      | Engine   | ø Pis.                     | Sets   | Cylinder Head Gasket   |
|---------------|---|--|--------------------------------------|--|----------------------------|--|--|
|               |   |  |                                      |  |                            | A0000 Full Set<br>B0000 Head Set<br>C0000 Conversion Set | <br>D0000             |
| <b>TOYOTA</b> |   |  |                                      |  |                            |  |  |
| 138           | CELICA<br>HI-LUX<br>CORONA<br>4 RUNNER                                      | 1981 ~ 1984<br>1980 ~ 1984<br>1981 ~ 1982<br>1984 ~ 1984 | 2367<br>2367<br>2367<br>2367         | 22REC<br>22R/REC<br>22R/REC<br>22R             | 92<br>92<br>92<br>92       | A0615<br>B0615<br>C0615                                  | <br>D0590<br>ø 94.5   |
| 139           | HI-LUX PICKUP<br>4 RUNNER   | 1985 ~ 1995<br>1985 ~ 1995                               | 2367<br>2367                         | 22R/RE/REC<br>22R/RE/REC                       | 92<br>92                   | A0616<br>B0616<br>C0616                                  | <br>D0590<br>ø 94.5   |
| 140           | LANDCRUISER 70<br>CELICA  | 1987 ~ 1994<br>1985 ~ 1985                               | 2367<br>2367                         | 22RE<br>22REC                                  | 92<br>92                   | A0617<br>B0617<br>C0617                                  | <br>D0590<br>ø 94.5   |
| 141           | HI-ACE 2000<br>RZH102   | 1989 ~   | 1998                                 | 1RZ  | 86                         | A0603<br>B0603<br>C0603                                  | <br>D0586<br>ø 88    |
| 142           | HI-ACE<br>HI-ACE  | 1989 ~ 1993<br>1989 ~ 1993                               | 1998<br>1998                         | 1RZ<br>1RZ-E                                   | 86<br>86                   | A0604<br>B0604<br>C0604                                  | <br>D0586<br>ø 88   |
| 143           | HI-ACE<br>HI-LUX  | 1989 ~ 1995<br>1989 ~ 1995                               | 2438<br>2438                         | 2RZ-E<br>2RZ-E                                 | 95<br>95                   | A0618<br>B0618<br>C0618                                  | <br>D0591<br>ø 96.5 |
| 144           | TACOMA 16V<br>T 100 16V<br>LANDCRUISER J9 16V<br>4 RUNNER 16V<br>HI-LUX 16V | 1995 ~<br>1992 ~<br>1996 ~<br>1995 ~ 2000<br>1996 ~      | 2693<br>2693<br>2693<br>2693<br>2693 | 3RZ-FE<br>3RZ-FE<br>3RZ-FE<br>3RZ-FE<br>3RZ-FE | 95<br>95<br>95<br>95<br>95 | A0631<br>B0631<br>C0631                                  | <br>D0600<br>ø 97   |
| 145           | COASTER 16V<br>TACOMA PICK-UP 16V<br>(DOHC)                                 | 1999 ~   | 2693<br>2693                         | 3RZ-FE<br>3RZ-FE                               | 95<br>95                   | A0632<br>B0632<br>C0632                                  | <br>D0600<br>ø 97   |






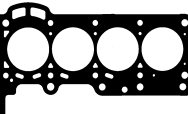
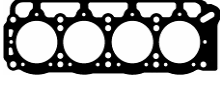

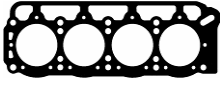
| Rocker Cover<br><br>E0000 | Intake Manifold<br><br>F0000 | Exhaust Manifold<br><br>G0000 | Oil Pan<br><br>H0000 | Valve Seal Set<br><br>K0000 | Camshaft Seal<br>Crankshaft Seal<br><br>S0000 |
|---|---|--|---|--|--|
|---|---|--|---|--|--|







| <b>TOYOTA</b> |                         |       |       |  |  |
|---------------|-------------------------|-------|-------|--|--|
| E0329         | F0348                   | G0356 | H0255 | K0036 (x8)<br>7x12.8x10                              | S0205<br>45x68x12 ←<br>S0099<br>80x100x12 →  |
| E0329         | F0360                   | G0355 | H0251 | K0036 (x8)<br>7x12.8x10                              | S0205<br>45x68x12 ←<br>S0099<br>80x100x12 →  |
| E0329         | F0361<br>F0360<br>F0362 | G0355 | H0251 | K0036 (x8)<br>7x12.8x10                              | S0205<br>45x68x12 ←<br>S0097<br>80x100x8.5 → |
| E0335         | F0356                   | G0361 |       | K0036 (x8)<br>7x12.8x10                              | S0225<br>48x68x7 ←<br>S0226<br>88x106x9 →    |
| E0335         | F0357                   | G0361 |       | K0036 (x8)<br>7x12.8x10                              | S0225<br>48x68x7 ←<br>S0226<br>88x106x9 →    |
| E0335         | F0363                   | G0361 |       | K0036 (x8)<br>7x12.8x10                              | S0225<br>48x68x7 ←<br>S0226<br>88x106x9 →    |
| E0342         | F0367<br>F0368          | G0369 |       | K0013 (x8)<br>5.2x10.8x10<br>K0049 (x8)<br>5x10.8x10 | S0225<br>48x68x7 ←<br>S0226<br>88x106x9 →    |
| E0342         | F0367<br>F0368          | G0369 |       | K0013 (x8)<br>5.2x10.8x10<br>K0049 (x8)<br>5x10.8x10 | S0225<br>48x68x7 ←<br>S0226<br>88x106x9 →    |

| Make&Model    | Year   | Displacement<br>cm <sup>3</sup>   | Engine                               | ø Pis.                                     | Sets   | Cylinder Head Gasket   |  |
|---------------|--|---|--------------------------------------|--|--|--|--|
|               |  |   |                                      |  | A0000 Full Set<br>B0000 Head Set<br>C0000 Conversion Set | <br>D0000 |  |
| <b>TOYOTA</b> |  |   |                                      |  |  |  |  |
| 146           | CORONA FF 1800<br>ST150                            | 1983 ~  | 1832                                 | 1S   | 80.5   | A0580<br>B0580<br>C0580  | <br>D0572<br>ø 82     |
| 147           | CAMRY  | 1981 ~ 1984   | 1832                                 | 1S-LU                                      | 80.5   | A0581<br>B0581<br>C0581  | <br>D0572<br>ø 82     |
| 148           | CORONA<br>CARINA II<br>CELICA<br>MARK II<br>CHASER | 1981 ~ 1987<br>1985 ~ 1987<br>1981 ~ 1985<br>1981 ~ 1988<br>1981 ~ 1988 | 1832<br>1832<br>1832<br>1832<br>1832 | 1S-LU<br>1S-ELU<br>1S-LU<br>1S-LU<br>1S-LU | 80.5<br>80.5<br>80.5<br>80.5<br>80.5                     | A0582<br>B0582<br>C0582  | <br>D0572<br>ø 82     |
| 149           | CAMRY<br>VISTA<br>CELICA<br>CORONA                 | 1982 ~ 1986<br>1982 ~ 1986<br>1983 ~ 1987<br>1983 ~                     | 1994<br>1994<br>1994<br>1994         | 2S-ELU<br>2S-ELU<br>2S-ELC<br>2S-C         | 84<br>84<br>84<br>84                                     | A0598<br>B0598<br>C0598  | <br>D0583<br>ø 86   |
| 150           | CAMRY CARINA 2000<br>CORONA CERICA 2000            | 1986 ~ 1989   | 1998                                 | 3S-FE                                      | 86   | A0599<br>B0599<br>C0599  | <br>D0584<br>ø 87.5 |
| 151           | CELICA<br>CORONA                                   | 1986 ~ 1989<br>1989 ~ 1991  | 1998<br>1998                         | 3S-FE<br>3S-FE                             | 86<br>86   | A0600<br>B0600<br>C0600  | <br>D0584<br>ø 87.5 |
| 152           | CAMRY<br>CARINA E                                  | 1986 ~ 1991<br>1988 ~ 1993  | 1998<br>1998                         | 3S-FE<br>3S-FE                             | 86<br>86   | A0601<br>B0601<br>C0601  | <br>D0584<br>ø 87.5 |
| 153           | CELICA GT<br>(DOHC)                                | 1989 ~ 1991   | 1998                                 | 3S-GE                                      | 86   | A0602<br>B0602<br>C0602  | <br>D0585<br>ø 87.5 |











| Rocker Cover<br><br>E0000 | Intake Manifold<br><br>F0000 | Exhaust Manifold<br><br>G0000 | Oil Pan<br><br>H0000 | Valve Seal Set<br><br>K0000 | Camshaft Seal<br>Crankshaft Seal<br><br>S0000 |
|---|---|--|--|--|--|
|---|---|--|--|--|--|







| <b>TOYOTA</b>  |                |                |       |                            |   |
|----------------|----------------|----------------|-------|----------------------------|---|
| E0327          |                | G0351<br>G0352 |       | K0036 (x8)<br>7x12.8x10    | S0223<br>38x50x7 ←<br>S0098<br>42x60x7 ←<br>S0224<br>85x105x10 →      |
| E0327          |                | G0352          |       | K0036 (x8)<br>7x12.8x10    | S0223<br>38x50x7 ←<br>S0098<br>42x60x7 ←<br>S0224<br>85x105x10 →      |
| E0327          |                | G0351<br>G0352 |       | K0036 (x8)<br>7x12.8x10    | S0223<br>38x50x7 ←<br>S0098<br>42x60x7 ←<br>S0224<br>85x105x10 →      |
| E0327          |                | G0351<br>G0352 |       | K0036 (x8)<br>7x12.8x10    | S0223<br>38x50x7 ←<br>S0098<br>42x60x7 ←<br>S0224<br>85x105x10 →      |
| E0328          | F0345          | G0353          | H0252 | K0013 (x16)<br>5.2x10.8x10 | S0036<br>38x50x8 ←<br>S0098<br>42x60x7 ←<br>S0224<br>85x105x10 →      |
| E0328          | F0345          | G0353          | H0252 | K0013 (x16)<br>5.2x10.8x10 | S0036<br>38x50x8 ←<br>S0098<br>42x60x7 ←<br>S0224<br>85x105x10 →      |
| E0328          | F0345          | G0353          |       | K0013 (x16)<br>5.2x10.8x10 | S0223<br>38x50x7 ←<br>S0098<br>42x60x7 ←<br>S0224<br>85x105x10 →      |
| E0334<br>E0028 | F0354<br>F0355 | G0360          | H0252 | K0013 (x16)<br>5.2x10.8x10 | S0033 (x2)<br>35x49x6 ←<br>S0098<br>42x60x7 ←<br>S0224<br>85x105x10 → |

| Make&Model    | Year  | Displacement<br>cm <sup>3</sup>   | Engine                               | ø Pis.   | Sets   | Cylinder Head Gasket  |
|---------------|---|---|--------------------------------------|--|--|---|
|               |   |   |                                      |  | A0000 Full Set<br>B0000 Head Set<br>C0000 Conversion Set | <br>D0000                                      |
| <b>TOYOTA</b> |   |   |                                      |  |  |   |
| 154           | MARK II CHASER 1800<br>SX80 SX90                      | 1990 ~  | 1838                                 | 4S-FE  |  | <br>D0573<br>ø 84                              |
| 155           | CELICA<br>(DOHC)                                      | 1990 ~ 1996   | 2164                                 | 5S-FE  | 87   | A0605<br>B0605<br>C0605<br><br>D0587<br>ø 88   |
| 156           | MR2<br>(DOHC)   | 1990 ~ 1996   | 2164                                 | 5S-FE  | 87   | A0606<br>B0606<br>C0606<br><br>D0587<br>ø 88   |
| 157           | CAMRY<br>(DOHC)                                       | 1991 ~ 1996   | 2164                                 | 5S-FE  | 87   | A0607<br>B0607<br>C0607<br><br>D0587<br>ø 88  |
| 158           | SIRION 1300   | 2002 ~  | 1295                                 | 2SZ-FE   | 72   | A0793<br>B0793<br>C0793<br><br>D0709<br>ø 73 |
| 159           | CELICA CARINA 1600/1800<br>COROLLA CAMRY 1600/1800    | 1979 ~ 1980   | 1588                                 | 2T;3T  | 85   | A0574<br>B0574<br>C0574<br><br>D0150<br>ø 87 |
| 160           | COROLLA<br>SPRINTER<br>CELICA 16V<br>CARINA<br>CORONA | 1970 ~ 1976<br>1970 ~ 1976<br>1970 ~ 1976<br>1970 ~ 1976<br>1970 ~ 1976 | 1588<br>1588<br>1588<br>1588<br>1588 | 2T;3T;12T;13T<br>2T;3T;12T;13T<br>2T;3T;12T;13T<br>2T;3T;12T;13T<br>2T;3T;12T;13T      | 85<br>85<br>85<br>85<br>85                               | A0573<br>B0573<br>C0573<br><br>D0150<br>ø 87 |
| 161           | COROLLA<br>CELICA<br>CARINA<br>CORONA<br>TOWN-ACE     | 1980 ~ 1984<br>1980 ~ 1984<br>1980 ~ 1984<br>1980 ~ 1984<br>1980 ~ 1984 | 1588<br>1588<br>1588<br>1588<br>1588 | 2T-J;12T-U;2TC<br>2T-J;12T-U;2TC<br>2T-J;12T-U;2TC<br>2T-J;12T-U;2TC<br>2T-J;12T-U;2TC | 85<br>85<br>85<br>85<br>85                               | A0695<br>B0695<br>C0695<br><br>D0150<br>ø 87 |

| Rocker Cover<br><br>E0000 | Intake Manifold<br><br>F0000 | Exhaust Manifold<br><br>G0000 | Oil Pan<br><br>H0000 | Valve Seal Set<br><br>K0000 | Camshaft Seal<br>Crankshaft Seal<br><br>S0000 |
|---|---|--|--|--|--|
|---|---|--|--|--|--|











| <b>TOYOTA</b> |       |       |       |  |  |
|---------------|-------|-------|-------|--|--|
| E0328         | F0345 | G0353 |       | K0013 (x16)<br>5.2x10.8x10                           | S0036<br>38x50x8 ←<br>S0098<br>S0224<br>85x105x10 →              |
| E0328         | F0345 | G0353 |       | K0013 (x16)<br>5.2x10.8x10                           | S0036<br>38x50x8 ←<br>S0048<br>42x60x7 ←<br>S0224<br>85x105x10 → |
| E0328         | F0345 | G0353 |       | K0013 (x8)<br>5.2x10.8x10<br>K0049 (x8)<br>5x10.8x10 | S0223<br>38x50x7 ←<br>S0098<br>42x60x7 ←<br>S0224<br>85x105x10 → |
| E0328         | F0345 | G0353 |       | K0013 (x8)<br>5.2x10.8x10<br>K0049 (x8)<br>5x10.8x10 | S0036<br>38x50x8 ←<br>S0098<br>42x60x7 ←<br>S0224<br>85x105x10 → |
| E0419         | F0462 | G0465 |       | K0033 (x16)<br>4x9.5x10.25                           | S0033<br>35x49x6 ←<br>S0382<br>74x89x8.5 →                       |
| E0325         | F0085 | G0078 | H0061 | K0036 (x8)<br>7x12.8x10                              | S0092<br>38.5x58x11 ←<br>S0096<br>75x100x13 →                    |
| E0081         | F0343 | G0078 | H0061 | K0036 (x8)<br>7x12.8x10                              | S0095<br>38x58x11 ←<br>S0096<br>75x100x13 →                      |
| E0365         | F0085 | G0078 | H0061 | K0036 (x8)<br>7x12.8x10                              | S0092<br>38.5x58x11 ←<br>S0096<br>75x100x13 →                    |







| Make&Model    | Year                         | Displacement<br>cm <sup>3</sup> | Engine | ø Pis.    | Sets   | Cylinder Head Gasket   |  |
|---------------|------------------------------|---------------------------------|--------|-----------|--|--|--|
|               |                              |                                 |        |           | A0000 Full Set<br>B0000 Head Set<br>C0000 Conversion Set | <br>D0000 |  |
| <b>TOYOTA</b> |                              |                                 |        |           |  |  |  |
| 162           | CARINA                       | 1978 ~ 1980                     | 1770   | 3TEU;13TU | 85   | A0578  | <br>D0150<br>ø 87   |
|               | CELICA                       | 1978 ~ 1980                     | 1770   | 3TEU;13TU | 85   | B0578  |  |
|               | COROLLA                      | 1978 ~ 1980                     | 1770   | 3TEU;13TU | 85   | C0578  |  |
|               | CRESSIDA                     | 1978 ~ 1980                     | 1770   | 3TEU;13TU | 85   |  |  |
|               | TOWN-ACE                     | 1978 ~ 1980                     | 1770   | 3TEU;13TU | 85   |  |  |
| 163           | COROLLA                      | 1976 ~ 1980                     | 1588   | 12TU;2TJ  | 85   | A0109  | <br>D0150<br>ø 87   |
|               | CARINA                       | 1976 ~ 1980                     | 1588   | 12TU;2TJ  | 85   | B0109  |  |
|               | CELICA 16V                   | 1976 ~ 1980                     | 1588   | 12TU;2TJ  | 85   | C0109  |  |
|               | CORONA                       | 1976 ~ 1980                     | 1588   | 12TU;2TJ  | 85   |  |  |
|               | TOWN-ACE                     | 1976 ~ 1980                     | 1588   | 12TU;2TJ  | 85   |  |  |
| 164           | ESTIMA                       | 1990 ~ 1998                     | 2438   | 2TZ-FE    | 95   | A0619  | <br>D0592<br>ø 96.5   |
|               | PREVIA                       | 1990 ~ 1999                     | 2438   | 2TZ-FE    | 95   | B0619  |  |
|               | PREVIA<br>(DOHC)             | 1994 ~ 1997                     | 2438   | 2TZ-FZE   | 95   | C0619  |  |
| 165           | TOYN-ACE                     | 1982 ~                          | 1626   | 1Y-J      | 86   | A0111  | <br>D0152<br>ø 88  |
|               | LITE-ACE                     | 1982 ~                          | 1626   | 1Y-J      | 86   | B0111<br>C0111   |  |
| 166           | TOWN-ACE MASTER 2000<br>YR21 | 1983 ~                          | 1988   | 3Y        | 86   | A0591<br>B0591<br>C0591  | <br>D0152<br>ø 88   |
| 167           | HI-LUX 2300                  | 1985 ~                          | 2237   | 4Y        | 91   | A0611  | <br>D0157<br>ø 93   |
|               | YR22 YR31                    |                                 |        | 4Y        |  | B0611<br>C0611   |  |
| 168           | TOYN-ACE                     | 1985 ~ 1990                     | 2237   | 4Y-EC     | 91   | A0116  | <br>D0157<br>ø 93   |
|               | HI-LUX                       | 1989 ~ 1993                     | 2237   | 4Y        | 91   | B0116  |  |
|               | DYNA 200                     | 1995 ~                          | 2237   | 4Y        | 91   | C0116  |  |
| 169           | CAMRY 24V                    | 1988 ~ 1991                     | 2507   | 2VZ-FE    | 87.5   | A0311  | <br>D0365<br><br>D0366<br>ø 89 |
|               | VISTA 24V<br>(DOHC)          | 1988 ~ 1991                     | 2507   | 2VZ-FE    | 87.5   | B0311<br>C0311   |  |

| Rocker Cover<br><br>E0000 | Intake Manifold<br><br>F0000 | Exhaust Manifold<br><br>G0000 | Oil Pan<br><br>H0000 | Valve Seal Set<br><br>K0000 | Camshaft Seal<br>Crankshaft Seal<br><br>S0000 |
|---|---|--|--|--|--|
|---|---|--|--|--|--|

| <b>TOYOTA</b> |                       |              |       |  |  |
|---------------|-----------------------|--------------|-------|--|--|
| E0081         | F0343                 | G0078        | H0061 | K0036 (x8)<br>7x12.8x10                              | S0095<br>38x58x11 ←<br>S0096<br>75x100x13 →                            |
| E0081         | F0085                 | G0078        | H0061 | K0036 (x8)<br>7x12.8x10                              | S0095<br>38x58x11 ←<br>S0096<br>75x100x13 →                            |
| E0338         | F0364                 | G0365        |       | K0013 (x8)<br>5.2x10.8x10<br>K0049 (x8)<br>5x10.8x10 | S0225<br>48x68x7 ←<br>S0226<br>88x106x9 →                              |
| E0082         |                       | G0079        |       | K0036 (x8)<br>7x12.8x10                              | S0098<br>42x60x7 ←<br>S0097<br>80x100x8.5 →                            |
| E0082         |                       | G0079        | H0061 | K0036 (x8)<br>7x12.8x10                              | S0098<br>42x60x7 ←<br>S0097<br>80x100x8.5 →                            |
| E0082         |                       | G0079        |       | K0036 (x8)<br>7x12.8x10                              | S0098<br>42x60x7 ←<br>S0097<br>80x100x8.5 →                            |
| E0082         |                       | G0079        | H0065 | K0036 (x8)<br>7x12.8x10                              | S0098<br>42x60x7 ←<br>S0097<br>80x100x8.5 →                            |
| E0208     x2  | F0224<br>F0225     x2 | G0222     x2 | H0153 | K0013 (x24)<br>5.2x10.8x10                           | S0229 (x2)<br>38x50x8 ←<br>S0230<br>40x55x6 ←<br>S0231<br>90x110x9.5 → |



| Make&Model    | Year   | Displacement<br>cm <sup>3</sup>                          | Engine                       | ø Pis.                               | Sets<br>A0000 Full Set<br>B0000 Head Set<br>C0000 Conversion Set | Cylinder Head Gasket<br><br>D0000 |   |
|---------------|--|--|------------------------------|--------------------------------------|--|--|---|
| <b>TOYOTA</b> |  |  |                              |                                      |  |  |   |
| 170           | PICK-UP V6 24V<br>(SOHC)   | 1988 ~   | 2958                         | 3VZ-E                                | 87.5   | A0635<br>B0635<br>C0635  | <br>D0603<br><br><br>D0604<br>ø 89    |
| 171           | CAMRY V6 24V<br>(DOHC)   | 1991 ~ 1997  | 2958                         | 3VZ-FE                               | 87.5   | A0312<br>B0312<br>C0312  | <br>D0603<br><br><br>D0604<br>ø 89    |
| 172           | T 100 V6 24V<br>TACOMA V6 24V<br>LANDCRUISER V6 24V<br>4 RUNNER V6 24V<br>(DOHC) | 1992 ~ 1998<br>1995 ~ 1998<br>1996 ~ 1998<br>1995 ~ 1998 | 3378<br>3378<br>3378<br>3378 | 5VZ-FE<br>5VZ-FE<br>5VZ-FE<br>5VZ-FE | 94<br>94<br>94<br>94   | A0645<br>B0645<br>C0645  | <br>D0603<br><br><br>D0604<br>ø 89 |
| 173           | TRACTOR<br>5F  |  |                              | 1Z                                   |  | A0792<br>B0792<br>C0792  | <br>D0708<br>ø 100   |
| 174           | COROLLA 16V<br>(DOHC)  | 2001 ~   | 1794                         | 1ZZ-FE                               | 79   | A0037<br>B0037<br>C0037  | <br>D0069<br>ø 80  |
| 175           | AVENSIS 16V<br>COROLLA 16V<br>(DOHC)   | 2000 ~<br>1999 ~   | 1598<br>1598                 | 3ZZ-FE<br>3ZZ-FE                     | 79<br>79   | A0576<br>B0576<br>C0576  | <br>D0069<br>ø 80  |
|               |  |  |                              |                                      |  |  |   |

| Rocker Cover<br><br>E0000 | Intake Manifold<br><br>F0000 | Exhaust Manifold<br><br>G0000 | Oil Pan<br><br>H0000 | Valve Seal Set<br><br>K0000 | Camshaft Seal<br>Crankshaft Seal<br><br>S0000 |
|---|---|--|---|--|--|
|---|---|--|---|--|--|

| TOYOTA        |                        |                |               |  |  |
|---------------|------------------------|----------------|---------------|--|--|
| E0344         | F0372<br>F0373      x2 | G0372<br>G0373 | H0153      x2 | K0020 (x6)<br>7x12.8x10<br>K0125 (x6)<br>7x12.9x13   | S0286 (x2)<br>42x55x8 ←<br>S0230<br>40x55x6 ←<br>S0008<br>90x110x9 →   |
| E0209      x2 | F0226<br>F0227      x2 | G0223      x2  |               | K0013 (x8)<br>5.2x10.8x10<br>K0049 (x8)<br>5x10.8x10 | S0229 (x2)<br>38x50x8 ←<br>S0230<br>40x55x6 ←<br>S0231<br>90x110x9.5 → |
| E0209         | F0227<br>F0383      x2 | G0379      x2  |               | K0126 (x24)<br>5x10x11                               | S0229 (x2)<br>38x50x8 ←<br>S0230<br>40x55x6 ←<br>S0231<br>90x110x9.5 → |
| E0418         | F0461                  | G0464          |               | K0108 (x8)<br>8x13.8x14.5                            | S0380<br>55x77x8.5 ←<br>S0381<br>95x115x8.5 →                          |
| E0029         | F0031                  | G0024          |               | K0014 (x8)<br>5x10x10<br>K0015 (x8)<br>4.5x10x10.25  | S0036<br>38x50x8 ←<br>S0037<br>76x94x8.5 →                             |
| E0029         | F0344                  | G0024          |               | K0014 (x8)<br>5x10x10<br>K0015 (x8)<br>4.5x10x10.25  | S0223<br>38x50x7 ←<br>S0037<br>76x94x8.5 →                             |
|               |                        |                |               |  |  |